

State of Oregon  
Department of Public Safety Standards and Training

**NFPA Structural Collapse Rescue**  
Task Book

Task Book Assigned To:	
Name	DPSST Fire Service #
Agency Name	Date Initiated
Signature of Agency Head or Training Officer	Date Completed

Portions of this evaluation instrument are reprinted with permission from NFPA 1006 - 2021 Edition, "Standard for Technical Rescuer Professional Qualifications", Copyright 2021. National Fire Protection Association, Quincy, MA 02269. This reprinted material is not the complete and official position of the NFPA on the referenced subject, which is represented only by the standard in its entirety.

Department of Public Safety Standards and Training  
4190 Aumsville Hwy SE.  
Salem, Oregon 97317  
(503) 378-2100

Additional copies of this document may be downloaded from the DPSST web site:  
<http://www.oregon.gov/DPSST/FC/FireCertFormFree.shtml>

Revised June 2021



Task Book Qualification Record Books (Task Book) have been developed for various certification levels within the Oregon Department of Public Safety Standards and Training (DPSST) system. Each Task Book lists the job performance requirements (JPRs) for the specific certification level in a format that allows a candidate to be trained and evaluated during three (3) sequential sessions. Successful performance of all tasks, as observed and recorded by a qualified and approved evaluator will result in the candidate’s eligibility for DPSST certification.

Before a job performance evaluation can be taken, all requisite knowledge and skills must be satisfied. In addition, all task book evaluations must be checked off by a qualified evaluator. When all prescribed requirements have been met, an application for Certification may be forwarded to DPSST. All certificates are mailed to the Training Officer at his/her Fire Service Agency.

**TASK BOOK SPECIFICATIONS:**

To successfully complete this task book, only an evaluator certified as an NFPA Structural Collapse Rescue may sign off on the JPR’s. ‘Requisite Knowledge’ sections may be completed during class and signed by the instructor. ‘Requisite Skills’ sections may be conducted and signed at the candidate’s fire agency.

**NFPA TASK BOOK INFORMATION:**

The JPRs covered in this Task Book meet or exceed all NFPA published standards for this certification level at the time of this publication. Mention of NFPA and its standards do not, and are not intended as adoption of—or reference to—NFPA standards. For more information on the complete job performance requirements and data, see the individual DPSST Task Book for that certification level.

**HOW TO EVALUATE PERFORMANCE:**

Each JPR has one to three corresponding boxes to the right in which to confirm a candidate’s success. The evaluator must indicate successful passing by the candidate of each JPR by initialing and dating.

Example:

**6.1.1 Identify the need for structural collapse rescue, given a specific type of collapse incident, so that resource needs are identified and the emergency response system for structural collapse is initiated.**

KMB 4-25-21		
----------------	--	--

# TASK BOOK QUALIFICATION RECORD

FOR THE CERTIFICATION LEVEL OF

## NFPA Structural Collapse Rescue

Prior to becoming certified in this position, the sample candidate must successfully complete the following Job Performance Requirements (JPR). For each JPR there are requisite knowledge and skill requirements. The evaluator must initial and date in the box provided to indicate the meeting of those requirements before the firefighter may proceed.

**6.1 Awareness Level. Prior to qualification at the awareness level in structural collapse rescue, the individual shall meet the requirements defined in Section 6.1.**

**6.1.1 Identify incident hazards, given a specific type of collapse incident, so that construction type is determined, all associated hazards are identified, and rescue time constraints are taken into account.**

**(A) Requisite Knowledge.** Resource capabilities and limitations, types and nature of incident hazards, isolation terminology, methods and equipment, implementation techniques, operational requirement concerns, common risks in collapse incidents, risk/benefit analysis methods and practices, construction types and collapse characteristics, 13 building collapse types, subsequent collapse potential and causes, and associated types of technical references.

**(B) Requisite Skills.** The ability to identify resource capabilities and limitations, identify incident hazards based on construction type, identify collapse zones, assess victim viability based on collapse type and access (risk/benefit), utilize technical references, and operate control and mitigation equipment.

**6.1.2 Initiate a search, given PPE, an incident location, and victim investigative information, so that search parameters are established and include surface and nonentry void search, the information found is updated and relayed to command, the personnel assignments match their expertise, all victims are located as quickly as possible, risks to searchers are minimized, and accountability is achieved.**

**(A) Requisite Knowledge.** Local policies and procedures, basic sight and hailing search techniques, and operational techniques necessary to operate in the search environment.

**(B) Requisite Skills.** The ability to use hailing techniques, PPE, and triangulation methods, and to provide for and perform self-escape/self-rescue.

**6.1.3 Apply the building marking system given a structural collapse incident, so that the search phase of the floor or**

**structure is marked, victim locations and condition are applied to the area, hazards are noted on the structure, and the access and egress points are marked.**

**(A) Requisite Knowledge.** FEMA and United Nations International Search and Rescue Advisory Group (INSARAG) search marking systems, victim marking systems, structural marking systems, and the location criteria for application of each system.

**(B) Requisite Skills.** The ability to use marking materials, and recognize hazards.

**6.1.4 Move a victim, given victim transport equipment, litters, other specialized equipment, and victim removal systems specific to the rescue environment, so that the victim is moved without further injuries, risks to rescuers are minimized, the victim is secured to the transfer device, and the victim is removed from the hazard.**

**(A) Requisite Knowledge.** Types of transport equipment and removal systems, selection factors with regard to specific rescue environments, methods to reduce and prevent further injuries, types of risks to rescuers, ways to secure the victim to transport devices, and transport techniques.

**(B) Requisite Skills.** The ability to secure a victim to transport equipment, assemble and operate environment-specific victim removal systems, and choose an incident-specific transport device.

**6.1.5 Perform collapse support operations at a rescue incident, given an assignment and available resources, so that scene lighting is provided for the tasks to be undertaken, environmental concerns are addressed, personnel rehabilitation is facilitated, and the support operations facilitate rescue operational objectives.**

**(A) Requisite Knowledge.** Resource management protocols, principles for establishing lighting, environmental control methods, and rescuer rehabilitation protocols.

**(B) Requisite Skills.** The ability to access resources, setup lights, initiate environmental controls, and setup rehabilitation for rescuers.

**6.1.6 Size up a structural collapse rescue incident, given background information and applicable reference materials, so that the scope of the rescue is determined, the number of victims is identified, the last reported location of all the victims is established, witnesses and reporting parties are identified and interviewed, resource needs are assessed, primary search parameters are identified, and the**

**information required to develop an initial incident action plan is obtained.**

**(A) Requisite Knowledge.** Types of reference materials and their uses, availability and capability of the resources, elements of an incident action plan and related information, relationship of the size-up to the incident management system, information gathering techniques and how that information is used in the size-up process, and basic search criteria for structural collapse rescue incidents.

**(B) Requisite Skills.** The ability to read technical rescue reference materials, gather information, use interview techniques, relay information, and use information-gathering sources.

**6.1.7 Recognize the need for technical rescue resources at an operations- or technician-level incident, given AHJ guidelines, so that the need for additional resources is identified, the response system is initiated, the scene is secured and rendered safe until additional resources arrive, and Awareness-level personnel are incorporated into the operational plan.**

**(A) Requisite Knowledge.** Operational protocols, specific planning forms, types of incidents common to the AHJ, hazards, incident support operations and resources, and safety measures.

**(B) Requisite Skills.** The ability to apply operational protocols, select specific planning forms based on the types of incidents, identify and evaluate various types of hazards within the AHJ, request support and resources, and determine the required safety measures.

**6.2 Operations Level. The job performance requirements defined in Sections 6.1 and 6.2 shall be met prior to or during operations-level qualification in structural collapse rescue.**

**6.2.1 \* Conduct a size-up of a light frame or unreinforced masonry (URM) collapsed structure, given an incident and specific incident information, so that existing and potential conditions within the structure and the immediate periphery are evaluated, needed resources are defined, hazards are identified, construction and occupancy types are determined, collapse type is identified if possible, the need for rescue is assessed, a scene security perimeter is established, and the size-up is conducted within the scope of the incident management system.**

**(A) Requisite Knowledge.** Identification of light frame and URM construction types, characteristics, and probable occupant locations; methods to assess rescue needs; expected behavior of light frame and URM construction in a structural collapse

incident; causes and associated effects of structural collapses; types and capabilities of resources; general hazards associated with structural collapse and size-up; and procedures for implementing site control and scene management.

**(B) Requisite Skills.** The ability to categorize light frame and URM construction types, evaluate structural stability and hazards, and implement resource and security (scene management) protocols.

**6.2.2 Determine potential victim locations in light frame and URM construction collapse incidents, given size-up information, a structural collapse tool kit, the type of construction and occupancy, time of day, and collapse pattern, so that search areas are established and victims can be located.**

**(A) Requisite Knowledge.** Capabilities and limitation of search instruments and resources, types of building construction, occupancy classifications, collapse patterns, victim behavior, and potential areas of survivability.

**(B) Requisite Skills.** The ability to use size-up information, occupancy classification information, and search devices, and assess and categorize type of collapse.

**6.2.3 Develop a collapse rescue incident action plan, given size-up information and a light frame and URM construction collapsed structure, so that initial size-up information is utilized, an incident management system is incorporated, existing and potential conditions within the structure and the immediate periphery are included, specialized resource needs are identified, work perimeters are determined, collapse type/category and associated hazards are identified, construction and occupancy types are determined, incident objectives are established, and scene security measures are addressed.**

**(A) Requisite Knowledge.** Incident-specific size-up information, incident management system components, dynamics of incident conditions and peripheral areas, incident-specific resources in a given geographical area, construction and occupancy types, scene security requirements, personnel needs and limitations, and rescue scene operational priorities.

**(B) Requisite Skills.** The ability to utilize size-up information, implement an incident management system, monitor changing conditions specific to the incident, identify potential specialized resources, determine construction and occupancy types, identify specific incident security requirements, and create written documentation.

**6.2.4 Implement a collapse rescue incident action plan, given an action plan and a light frame and URM construction collapsed structure, so that pertinent information is used, an incident management system is established and implemented, monitoring of dynamic conditions internally and externally is established, specialized resources are requested, hazards are mitigated, victim rescue and extraction techniques are consistent with collapse and construction type, and perimeter security measures are established.**

**(A) Requisite Knowledge.** Components of an action plan specific to collapse incidents, incident management systems, dynamics of incident conditions and peripheral areas, identification of specialized resource lists, hazard identification, rescue and extrication techniques consistent with each collapse and construction type, perimeter security measures, and personnel needs and limitations.

**(B) Requisite Skills.** The ability to implement the components of an action plan in a collapse incident, implement an incident management system, initiate hazard mitigation objectives, request specialized resources, initiate rescue objectives, and demonstrate perimeter security measures.

**6.2.5 Search a light frame and URM construction collapsed structure, given PPE, the structural collapse tool kit, an assignment, operational protocols, and size-up information, so that all victim locations and potential hazards are identified, marked, and reported; protocols are followed; the mode of operation can be determined; and rescuer safety is maintained. (See also Annex G.)**

**(A) Requisite Knowledge.** Concepts and operation of the incident management system as applied to the search function, application of specialty tools and locating devices, application of recognized marking systems, voice sounding techniques, potential victim locations as related to the type of structure and occupancy, building construction, collapse types and their influence on the search function, operational protocols, and various hazards and their recognition.

**(B) Requisite Skills.** The ability to implement an incident management system, apply search techniques, use marking systems, identify and mitigate hazards, and select and use victim locating devices.

**6.2.6 \* Stabilize a collapsed light frame and URM construction structure as a member of a team, given size-up information, a specific pattern of collapse, a basic structural collapse tool kit, and an assignment, so that strategies to effectively minimize the movement of structural components are identified and implemented; hazard warning systems are established and understood by participating personnel;**



**hazard-specific PPE is identified, provided, and utilized; physical hazards are identified; confinement, containment, and avoidance measures are discussed; and a rapid intervention team is established and staged.**

**(A) Requisite Knowledge.** Identification and required care of PPE; structural load calculations for shoring system requirements; shoring systems for stabilization; specific hazards associated with light frame and URM construction structural collapse; strategic planning for collapse incidents; communications and safety protocols; atmospheric monitoring equipment needs; identification, characteristics, expected behavior, type, causes, and associated effects of light frame and URM construction structural collapses; and recognition of, potential for, and signs of impending secondary collapse.

**(B) Requisite Skills.** The ability to select and construct shoring systems for collapses in light frame and URM construction structures, use PPE, perform structural load calculations, determine resource needs, select and operate basic and specialized tools and equipment, implement communications and safety protocols, and mitigate specific hazards associated with shoring tasks.

**6.2.7 Release a victim from entrapment by components of a light frame and URM construction collapsed structure, given PPE and resources for breaching, breaking, lifting, prying, shoring, and/or otherwise moving or penetrating the offending structural component, so that hazards to rescue personnel and victims are minimized, considerations are given to compartment syndrome due to crush injuries, techniques enhance patient survivability, tasks are accomplished within projected time frames, and techniques do not compromise the integrity of the existing structure or structural support systems.**

**(A) Requisite Knowledge.** Identification, utilization, and required care of PPE; general hazards associated with each type of structural collapse; methods of evaluating structural integrity; compartment syndrome protocols; identification of construction types and collapse characteristics of light-frame and URM construction structures; causes and associated effects of structural collapses; potential signs of impending secondary collapse; selection and application of rescue tools and resources; and risk/benefit assessment techniques for extrication methods and time constraints.

**(B) Requisite Skills.** The ability to select, use, and care for PPE, operate rescue tools and stabilization systems, recognize compartment syndrome indicators, and complete risk/benefit assessments for selected methods of rescue and time constraints.

**6.2.8 \* Remove a victim from a light-frame and URM construction collapse incident, given a disentangled victim, a basic first aid kit, and victim packaging resources, so that basic life functions are supported as required, victim is evaluated for signs of compartment syndrome due to crush injuries, advanced life support is called if needed, methods and packaging devices selected are compatible with intended routes of transfer, universal precautions are employed to protect personnel from bloodborne pathogens, and extraction times meet time constraints for medical management.**

**(A) Requisite Knowledge.** Identification, utilization, and required care of PPE resources for structural collapse incidents; general hazards associated with structural collapse; identification of light-frame and URM construction types; characteristics and expected behavior of each type in a structural collapse incident; causes and associated effects of structural collapses; recognition of potential for and signs of impending secondary collapse; characteristic mechanisms of compartment syndrome due to crush injuries and basic life support; and patient packaging principles.

**(B) Requisite Skills.** Selection, use, and care of PPE, basic prehospital care of soft-tissue injuries, fracture stabilization, airway maintenance techniques, and cardiopulmonary resuscitation; and selection and use of patient packaging equipment.

**6.2.9 \* Lift a heavy load as a team member, given a structural collapse tool kit and a load to be lifted, so that the load is lifted; control and stabilization are maintained before, during, and after the lift; and access can be gained.**

**(A) Requisite Knowledge.** Applications of levers; classes of levers; principles of leverage, gravity, and load balance; resistance force; mechanics of load stabilization; mechanics of load lifting; application of pneumatic, hydraulic, mechanical, and manual lifting tools; how to calculate the weight of the load; safety protocols; and stabilization systems.

**(B) Requisite Skills.** The ability to evaluate and estimate the weight of the load, the operations of lifting tools, the application of a lever, and the application of load stabilization systems.

**6.2.10 \* Move a heavy load as a team member, given a structural collapse tool kit, so that the load is moved the required distance to gain access and so that control is constantly maintained.**

**(A) Requisite Knowledge.** Applications of rigging systems, applications of levers, classes of levers, inclined planes, gravity and load balance, friction, mechanics of load stabilization and

load lifting, capabilities and limitations of lifting tools, how to calculate the weight of the load, and safety protocols.

**(B) Requisite Skills.** The ability to evaluate and estimate the weight of the load, operate required tools, construct and use levers and incline planes, utilize rigging systems, and stabilize the load.

**6.2.11 Breach light frame and URM construction structural components, given an assignment, PPE, various types of construction materials, and a structural collapse tool kit, so that the opening supports the rescue objectives, the necessary tools are selected, structural stability is maintained, and the methods utilized are safe and efficient.**

**(A) Requisite Knowledge.** Effective breaching techniques; types of building construction and characteristics of materials used in each; the selection, capabilities, and limitations of tools; safety protocols for breaching operations; calculation of weight; and anticipation of material movement during breaching and stabilization techniques.

**(B) Requisite Skills.** Select and use breaching tools, implement breaching techniques based on building frame and URM construction types, use PPE, and apply stabilization where required.

**6.2.12 \* Construct cribbing systems, given an assignment, PPE, a structural collapse tool kit, various lengths and dimensions of lumber, wedges, and shims, so that the cribbing system will safely support the load, the system is stable, and the assignment is completed.**

**(A) Requisite Knowledge.** Different types of cribbing systems and their construction methods, limitations of construction lumber, load calculations, principles of and applications for cribbing, and safety protocols.

**(B) Requisite Skills.** The ability to select and construct cribbing systems, evaluate the structural integrity of the system, determine stability, and calculate loads.

**6.2.13 Maintain hazard-specific PPE, given clothing or equipment for the protection of the rescuers, including respiratory protection, cleaning and sanitation supplies, maintenance logs or records, inspection procedures, and such tools and resources as are indicated by the manufacturer's guidelines for assembly or disassembly of components during repair or maintenance, so that damage, defects, and wear are identified and reported or repaired; equipment functions as designed; and preventive maintenance has been performed and documented consistent with the manufacturer's recommendations.**

**(A) Requisite Knowledge.** Functions, construction, and operation of PPE; use of record-keeping systems of the AHJ; requirements and procedures for cleaning, sanitizing, and infectious disease control; use of provided assembly and disassembly tools; manufacturer and department recommendations; preuse inspection procedures; and ways to determine operational readiness.

**(B) Requisite Skills.** The ability to identify wear and damage indicators for PPE; evaluate operational readiness of PPE; complete logs and records; use cleaning equipment, supplies, and reference materials; and select and use tools specific to the task.

**6.2.14 Maintain rescue equipment, given maintenance logs and records, tools, and resources as indicated by the manufacturer's guidelines, inspection procedures, equipment replacement protocol, and organizational standard operating procedure, so that the operational status of equipment is verified and documented, all components are checked for operation, deficiencies are repaired or reported as indicated by standard operating procedure, and items subject to replacement are correctly disposed of and changed out.**

**(A) Requisite Knowledge.** Functions and operations of rescue equipment, use of record-keeping systems, manufacturer and organizational care and maintenance requirements, selection and use of maintenance tools, replacement protocol and procedures, disposal methods, and organizational standard operating procedures.

**(B) Requisite Skills.** The ability to identify wear and damage indicators for rescue equipment, evaluate operation readiness of equipment, complete logs and records, and select and use maintenance tools.

**6.2.15 \* Terminate an incident, given PPE specific to the incident, isolation barriers, and tool kit, so that rescuers and bystanders are protected and accounted for during termination operations; the party responsible is notified of any modification or damage created during the operational period; documentation of loss or material use is accounted for, scene documentation is performed, scene control is transferred to a responsible party; potential or existing hazards are communicated to that responsible party; debriefing and postincident analysis and critique are considered, and command is terminated.**

**(A) Requisite Knowledge.** PPE characteristics, hazard and risk identification, isolation techniques, statutory requirements identifying responsible parties, accountability system use, reporting methods, postincident analysis techniques.

**(B) Requisite Skills.** Selection and use of hazard-specific PPE, decontamination, use of barrier protection techniques, data collection and record-keeping/reporting protocols, postincident analysis activities.

**6.3 Technician Level.** The job performance requirements defined in Sections 6.2 and 6.3 shall be met prior to or during technician-level qualification in structural collapse rescue.

**6.3.1 Conduct a size-up of a collapsed heavy construction–type structure, given an incident and specific incident information, so that existing and potential conditions within the structure and the immediate periphery are evaluated, needed resources are defined, hazards are identified, construction and occupancy types are determined, collapse type is identified if possible, the need for rescue is assessed, a scene security perimeter is established, and the size-up is conducted within the scope of the incident management system. (See Annexes E, G, and F for additional information.)**

**(A) Requisite Knowledge.** Identification of heavy construction types, characteristics, and probable occupant locations; methods to assess rescue needs; expected behavior of heavy construction in a structural collapse incident; causes and associated effects of structural collapses; types and capabilities of resources; general hazards associated with structural collapse and size-up; and procedures for implementing site control and scene management.

**(B) Requisite Skills.** The ability to categorize heavy construction types, evaluate structural stability and hazards, and implement resource and security (scene management) protocols.

**6.3.2 Determine potential victim locations in a heavy construction–type incident, given size-up information, a structural collapse tool kit, the type of construction and occupancy, time of day, and collapse pattern, so that search areas are established and victims can be located.**

**(A) Requisite Knowledge.** Capabilities and limitation of search instruments and resources, types of building construction, occupancy classifications, collapse patterns, victim behavior, and potential areas of survivability.

**(B) Requisite Skills.** The ability to use size-up information, occupancy classification information, and search devices, and assess and categorize type of collapse.

**6.3.3 Develop a collapse rescue incident action plan, given size-up information and a heavy collapsed structure, so that initial size-up information is utilized, an incident management system is incorporated, existing and potential conditions within the structure and the immediate periphery**

**are included, specialized resource needs are identified, work perimeters are determined, collapse type/category and associated hazards are identified, construction and occupancy types are determined, incident objectives are established, and scene security measures are addressed.**

**(A) Requisite Knowledge.** Incident-specific size-up information, incident management system components, dynamics of incident conditions and peripheral areas, incident-specific resources in a given geographical area, construction and occupancy types, scene security requirements, personnel needs and limitations, and rescue scene operational priorities.

**(B) Requisite Skills.** The ability to utilize size-up information, implement an incident management system, monitor changing conditions specific to the incident, identify potential specialized resources, determine construction and occupancy types, identify specific incident security requirements, and create written documentation.

**6.3.4 Implement a collapse rescue incident action plan, given an action plan and a heavy construction–type collapsed structure, so that pertinent information is used, an incident management system is established and implemented, monitoring of dynamic conditions internally and externally is established, specialized resources are requested, hazards are mitigated, victim rescue and extraction techniques are consistent with collapse and construction type, and perimeter security measures are established.**

**(A) Requisite Knowledge.** Components of an action plan specific to collapse incidents, incident management systems, dynamics of incident conditions and peripheral areas, identification of specialized resource lists, hazard identification, rescue and extrication techniques consistent with each collapse and construction type, perimeter security measures, and personnel needs and limitations.

**(B) Requisite Skills.** The ability to implement the components of an action plan in a collapse incident, implement an incident management system, initiate hazard mitigation objectives, request specialized resources, initiate rescue objectives, and demonstrate perimeter security measures.

**6.3.5 Search a heavy construction–type collapsed structure, given PPE, the structural collapse tool kit, an assignment, operational protocols, and size-up information, so that all victim locations and potential hazards are identified, marked, and reported; protocols are followed; the mode of operation can be determined; and rescuer safety is maintained. (See also Annex F.)**

**(A) Requisite Knowledge.** Concepts and operation of the incident management system as applied to the search function, application of specialty tools and locating devices, application of recognized marking systems, voice sounding techniques, potential victim locations as related to the type of structure and occupancy, building construction, collapse types and their influence on the search function, operational protocols, and various hazards and their recognition.

**(B) Requisite Skills.** The ability to implement an incident management system, apply search techniques, use marking systems, identify and mitigate hazards, and select and use victim locating devices.

**6.3.6 \* Stabilize a collapsed heavy construction–type structure as a member of a team, given size-up information, a specific pattern of collapse, a basic structural collapse tool kit, and an assignment, so that strategies to effectively minimize the movement of structural components are identified and implemented; hazard warning systems are established and understood by participating personnel; hazard-specific PPE is identified, provided, and utilized; physical hazards are identified; confinement, containment, and avoidance measures are discussed; and a rapid intervention team is established and staged.**

**(A) Requisite Knowledge.** Identification and required care of PPE; structural load calculations for shoring system requirements; shoring systems for stabilization; specific hazards associated with heavy structural collapse; strategic planning for collapse incidents; communications and safety protocols; atmospheric monitoring equipment needs; identification, characteristics, expected behavior, type, causes, and associated effects of heavy structural collapses; and recognition of, potential for, and signs of impending secondary collapse.

**(B) Requisite Skills.** The ability to select and construct shoring systems for collapses in heavy structures, use PPE, perform structural load calculations, determine resource needs, select and operate basic and specialized tools and equipment, implement communications and safety protocols, and mitigate specific hazards associated with shoring tasks.

**6.3.7 Release a victim from entrapment by components of a heavy construction–type collapsed structure, given PPE and resources for breaching, breaking, lifting, prying, shoring, and/or otherwise moving or penetrating the offending structural component, so that hazards to rescue personnel and victims are minimized, considerations are given to compartment syndrome due to crush injuries, techniques enhance patient survivability, tasks are accomplished within projected time frames, and techniques do not compromise the integrity of the existing structure or structural support systems.**

**(A) Requisite Knowledge.** Identification, utilization, and required care of PPE; general hazards associated with each type of structural collapse; methods of evaluating structural integrity; compartment syndrome protocols; identification of construction types and collapse characteristics of heavy construction-type structures; causes and associated effects of structural collapses; potential signs of impending secondary collapse; selection and application of rescue tools and resources; and risk/benefit assessment techniques for extrication methods and time constraints.



**(B) Requisite Skills.** The ability to select, use, and care for PPE, operate rescue tools and stabilization systems, recognize compartment syndrome signs and symptoms, and complete risk/benefit assessments for selected methods of rescue and time constraints.

**6.3.8 Remove a victim from a heavy construction-type collapse incident, given a disentangled victim, a basic first aid kit, and victim packaging resources, so that basic life functions are supported as required, victim is evaluated for signs of compartment syndrome, advanced life support is called if needed, methods and packaging devices selected are compatible with intended routes of transfer, universal precautions are employed to protect personnel from bloodborne pathogens, and extraction times meet time constraints for medical management.**



**(A) Requisite Knowledge.** Identification, utilization, and required care of PPE resources for structural collapse incidents; general hazards associated with structural collapse; identification of heavy construction types; characteristics and expected behavior of each type in a structural collapse incident; causes and associated effects of structural collapses; recognition of, potential for, and signs of impending secondary collapse; characteristic mechanisms of injury and basic life support; and patient packaging principles.



**(B) Requisite Skills.** Selection, use, and care of PPE; basic prehospital care of soft-tissue injuries; fracture stabilization; airway maintenance techniques and cardiopulmonary resuscitation; signs and symptoms of compartment syndrome; and selection and use of patient packaging equipment.



**6.3.9 Lift a heavy load as a team member, given a structural collapse tool kit and a load to be lifted, so that the load is lifted; control and stabilization are maintained before, during, and after the lift; and access can be gained.**



**(A) Requisite Knowledge.** Applications of levers; classes of levers; principles of leverage, gravity, and load balance; resistance force; mechanics of load stabilization; mechanics of load lifting; application of pneumatic, hydraulic, mechanical,





and manual lifting tools; how to calculate the weight of the load; safety protocols; and stabilization systems.

**(B) Requisite Skills.** The ability to evaluate and estimate the weight of the load, the operations of lifting tools, the application of a lever, and the application of load stabilization systems.

**6.3.10 Move a heavy load as a team member, given a structural collapse tool kit, so that the load is moved the required distance to gain access and so that control is constantly maintained.**

**(A) Requisite Knowledge.** Applications of rigging systems, applications of levers, classes of levers, inclined planes, gravity and load balance, friction, mechanics of load stabilization and load lifting, capabilities and limitations of lifting tools, how to calculate the weight of the load, and safety protocols.

**(B) Requisite Skills.** The ability to evaluate and estimate the weight of the load, operate required tools, construct and use levers and incline planes, utilize rigging systems, and stabilize the load.

**6.3.11 Breach heavy structural components, given an assignment, PPE, various types of construction materials, and a structural collapse tool kit, so that the opening supports the rescue objectives, the necessary tools are selected, structural stability is maintained, and the methods utilized are safe and efficient.**

**(A) Requisite Knowledge.** Effective breaching techniques; types of building construction and characteristics of materials used in each; the selection, capabilities, and limitations of tools; safety protocols for breaching operations; calculation of weight; and anticipation of material movement during breaching and stabilization techniques.

**(B) Requisite Skills.** Select and use breaching tools, implement breaching techniques based on building construction type, use PPE, and apply stabilization where required.

**6.3.12 Construct cribbing systems, given an assignment, PPE, a structural collapse tool kit, various lengths and dimensions of lumber, wedges, and shims, so that the cribbing system will safely support the load, the system is stable, and the assignment is completed.**



  

**(A) Requisite Knowledge.** Different types of cribbing systems and their construction methods, limitations of construction lumber, load calculations, principles of and applications for cribbing, and safety protocols.


**(B) Requisite Skills.** The ability to select and construct cribbing systems, evaluate the structural integrity of the system, determine stability, and calculate loads.



**6.3.13 \* Stabilize a collapsed heavy construction–type structure as a member of a team, given size-up information, hazard-specific PPE, an assignment, a specific pattern of collapse, a structural collapse tool kit, specialized equipment necessary to complete the task, and engineering resources if needed, so that hazard warning systems are established and understanding by team members is verified, all unstable structural components that can impact the work and egress routes are identified, alternative egress routes are established when possible, expert resource needs are determined and communicated to command, load estimates are calculated for support system requirements, all shoring systems meet or exceed load-bearing demands, shoring systems are monitored continuously for integrity, safety protocols are followed, a rapid intervention crew (RIC) is established and staged to aid search and rescue personnel in the event of entrapment, an accountability system is established, atmospheric monitoring is ongoing, and progress is communicated as required.**





**(A) Requisite Knowledge.** Identification and required care of PPE, structural load calculations for shoring system requirements, shoring systems for stabilization, specific hazards associated with heavy structural collapse, hazard warning systems, specialized resource and equipment needs, communications and rescuer safety protocols, atmospheric monitoring equipment needs, identification of construction types, characteristics and expected behavior of each type in a structural collapse incident, causes and associated effects of structural collapses, and recognition of potential for and signs of impending secondary collapse.



**(B) Requisite Skills.** The ability to select and construct shoring systems for heavy construction–type collapses, use PPE, perform structural load calculations, determine resource needs, select and operate basic and specialized tools and equipment, implement communications and rescuer safety protocol, and mitigate specific hazards associated with shoring tasks.



**6.3.14 Cut through structural steel, given a structural collapse tool kit, PPE, and an assignment, so that the steel is efficiently cut, the victim and rescuer are protected, fire control measures are in place, and the objective is accomplished.**



**(A) Requisite Knowledge.** Safety considerations; the selection, capabilities, and limitations of steel cutting tools; cutting tool applications; types of potential and actual hazards and mitigation techniques; and characteristics of steel used in building construction.



**(B) Requisite Skills.** The ability to assess tool needs, use cutting tools, implement necessary extinguishment techniques, mitigate hazards, and stabilize heavy loads.

**6.3.15 Coordinate the use of heavy equipment, given PPE, means of communication, equipment and operator, and an assignment, so that common communications are established, equipment usage supports the operational objective, hazards are avoided, and rescuer and operator safety protocols are followed.**

**(A) Requisite Knowledge.** Types of heavy equipment, capabilities, application and hazards of heavy equipment and rigging, safety protocols, and types and methods of communication.

**(B) Requisite Skills.** The ability to use hand signals and radio equipment, recognize hazards, assess for operator and rescuer safety, and use PPE.