

What to do if you find oblong spurge...

- This is a priority noxious weed! Report sites to the Oregon Department of Agriculture immediately!
- Document sites using landmarks or GPS coordinates, this information is essential for follow-up investigation.
- Do not transport or use oblong spurge as an ornamental.
- Help prevent spread by thoroughly cleaning shoes, clothing, pets, or equipment when leaving infested sites.

Stop oblong spurge spread in Oregon!

Report suspect sites to

Oregon Department of Agriculture
Invasive Noxious Weed Control Program
503-986-4621
or call

1-866-INVADER




Oregon
Department
of Agriculture

Plant Protection & Conservation Programs
Invasive Noxious Weed Control Program
635 Capitol St. NE
Salem OR 97301-2532

Oblong spurge *Euphorbia oblongata* Ornamental invader!





What is oblong spurge?

Oblong spurge is an escaped ornamental weed of the Euphorbia family, native to southeast and Mediterranean Europe. Weedy populations occur in several counties of western California and San Juan County in Washington. This weedy invasive was introduced to Oregon from California in contaminated flax seed in the mid 1900s and is known from only a few sites in northwest Oregon.




What does oblong spurge do?

Oblong spurge forms dense monotypic stands that reduce native plant diversity and wildlife habitat. Plants have milky toxic sap that irritates mouths of livestock and causes skin irritation. Oblong spurge is adapted to wide-ranging environmental conditions and is found in damp meadows, shady woodlands, and dry hillsides in its native range. Both western and eastern Oregon are at risk of invasion.



How does oblong spurge spread?

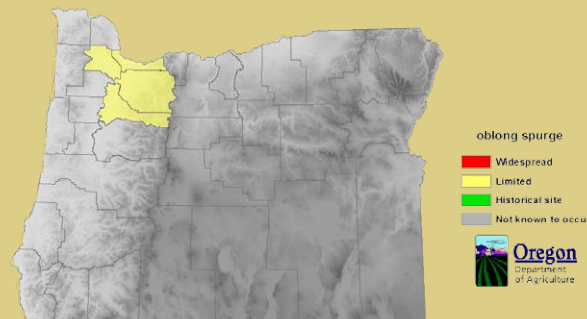
Oblong spurge propagates by seed and root fragments. Ripened pods forcefully eject seeds several feet for localized dispersal. Seeds have a sticky coat that clings to clothing or animals, enabling more distant spread. Root fragments can be a source of spread when digging or disturbing infested sites.



How can you identify oblong spurge?

Oblong spurge is a perennial herb that produces multiple stems on a woody rootstalk. Plants can grow to 3 feet tall. The dark green leaves are alternate, oblong shaped, and smooth with finely toothed margins. Leaves and stems exude a milky sap when cut. Numerous yellowish-green bracts and flowers, typical of spurges, develop at the tips of stems. Seedpods have a waxy appearance when mature.


Distribution in Oregon



Updated February 2017

Map prepared by Eric Coombs and Tom Forney, ODA

- | | |
|-----------------|--------------------|
| Widespread | Limited |
| Historical site | Not known to occur |



Oregon
Department
of Agriculture

Invasive Noxious Weed Control Program
www.oregon.gov/ODA/programs/Weeds
Photo credits: Eric Coombs and Tom Forney, ODA
Contact 1-866-invader for more information
5/2017