

Chapter M

Fees

Passenger: Passenger registration fees are based on the combined miles-per-gallon (MPG) rating determined by DMV's vehicle identification number (VIN) decoding software. Dealers can also provide the combined MPG rating to DMV for vehicles on the Application for Title and Registration, [Form 226](#).

Passenger vehicles are eligible for 2- or 4-year registration. The following chart shows the passenger registration fee information based on the MPG rating.

REGISTRATION FEE CHART BASED ON MPG AND VEHICLE TYPE

Passenger Vehicles	4 Year	2 Year	<u>2-Year</u> Rental	<u>1-Year</u> Rental
Passenger 0-19 MPG	\$252.00	\$126.00	\$128.00	\$ 65.00
Passenger 20-39 MPG	\$272.00	\$136.00	\$138.00	\$ 70.00
Passenger 40 MPG+	\$312.00	\$156.00	\$158.00	\$ 80.00
Passenger Electric NOT Enrolled in OReGO	\$632.00	\$316.00	\$318.00	\$160.00
Passenger Electric Enrolled in OReGO	\$172.00	\$ 86.00	\$ 88.00	\$ 45.00

NOTE: Vehicle manufactured prior to the year 2000 default to the lowest registration tier in the chart above regardless of their MPG rating.

How to enroll a vehicle in OReGO

The Oregon Department of Transportation offers a road usage charge program called OReGO that is an alternative to the fuels tax. Oregonians who enroll in the program pay for the roads they use by the number of miles they drive instead of gallons of fuel consumed.

Drivers with vehicles rated 40 mpg or better are eligible for a reduced registration fee if they enroll in OReGO before they register their vehicle. They must remain in the program for the full registration period or be liable for the higher registration fee.

When an Oregon dealer sells or leases a vehicle rated 40 mpg or better, the dealer should inform the customer of their option to enroll in OReGO to save on the registration fee.

If the customer chooses to enroll, follow these steps:

- The customer, using a mobile phone or computer, selects an account manager and sets up an OReGO account. More information on enrolling can be found at www.MyOReGO.org.
- The customer will receive an OReGO enrollment confirmation email from the account manager. The customer then provides the email they received to the dealer (a physical or digital copy).
- The dealer attaches the confirmation email to the transaction paperwork.
 - If the dealer uses EVR, check the relevant box in the VITU platform indicating enrollment in OReGO.
- The dealer calculates the applicable fees without the enhanced registration surcharge.
- The dealer submits the transaction to DMV.

- For questions or help with enrollment, contact OReGO customer service between 8:00 a.m. and 5:00 p.m. Pacific Time, Monday through Friday. Customer service is not available on weekends or holidays.

MyOReGO@odot.oregon.gov

(503) 986-7827

General fee information

The correct fee to collect for any transaction depends on the type of vehicle and the type of transaction. The most common transaction types are:

- Title transfer
- Registration (original or renewal)
- Plate replacement
- Plate transfer

Transaction examples:

If submitting an application for a vehicle with an out-of-state title and issuing Salmon plates, collect the following fees for the transaction:

Title fee (new to Oregon vehicle)
+VIN inspection fee
+Salmon surcharge for one or two plates
+Plate fee for one or two plates
+Registration fee for the vehicle type
=Total fee

If submitting an application for a vehicle with a current Oregon title, renewing the registration and replacing the plates with tree plates, collect the following fees for the transaction:

Title fee (Oregon title transfer)
+Replacement plate fee
+Plate fee for one or two plates
+Renewal (registration) fee for the vehicle type
=Total fee

For more information on the privilege/use tax on new vehicles, see [Chapter R, Dealers](#), or visit <https://www.oregon.gov/dor>

Note: Do not include the privilege/use tax fee on the application.

Title fee information

Light vehicle title fees are based on the combined MPG rating as determined by DMV's VIN decoding software. If the VIN does not decode, the title fee will default to the lowest MPG rating and lowest title fee. Dealers can also provide the combined MPG rating to DMV for vehicles on the Application for Title and Registration, [Form 226](#).

NOTE: If the combined MPG rating is available for the vehicle, please include that on the application so that DMV can assess the correct fees. Sometimes the VIN does not decode with the MPG rating.

TITLE FEE CHART BASED ON MPG AND VEHICLE TYPE

Titles	New Fee
Light Vehicle Title – no MPG rating	\$101
0-19 MPG	\$101
20-39 MPG	\$106
40+ MPG regardless of OReGO status	\$116
Electric regardless of OReGO status	\$192

The fee for other vehicles is based on the vehicle type and weight and whether or not the title being replaced or applied for is a salvage title. Determine the weight of the vehicle even if the vehicle is not being registered.

1. Title fees for heavy motor vehicles are based on the gross vehicle weight rating (GVWR). A \$90.00 title fee is charged for heavy vehicles such as:
 - Trailers with a loaded weight over 8,000 pounds (this does not apply to other vehicle types such as special use trailers and travel trailers).
 - Motor vehicles with GVWR over 26,000 pounds (this applies to all truck, bus, and motorized heavy fixed load title transactions, but this does not apply to motor homes).
2. Salvage certificate fee and replacement salvage certificate fee for all vehicle types is \$27.00.

Title fees

Regular Vehicle Title	See Title Fee Chart (Regular Vehicle Replacement Title or Replacement Title w/Transfer same as above)
Heavy Vehicle Title	\$90
Heavy Vehicle Replacement Title	\$90
Heavy Vehicle Replacement Title w/Transfer	\$90
Park Model Recreational Vehicle	\$101
Salvage Certificate	\$27
Replacement Salvage Certificate	\$27
Replacement Salvage Certificate w/ Salvage Transfer	\$27
Replacement Salvage Certificate w/ Transfer to Regular Vehicle Title	See Title Fee Chart
Replacement Salvage Certificate w/ Transfer to Heavy Vehicle Title	\$90
Regular Vehicle Replacement Title w/ Transfer to Salvage Certificate	\$27
Heavy Vehicle Replacement Title w/ Transfer to Salvage Certificate	\$27
Expedite title fee - for odometer reasons only (mail only), <u>title fee plus</u>	\$10
Dealer Expedite title fee – for any reason (title only – mail or drop off), <u>title fee plus</u>	\$100
Title correction to add survivorship	No fee
Title correction to change vehicle description made in error	No fee
Title correction of a DMV error, for example, misspelled name	No fee
Title correction (not DMV error).....	regular title fee for vehicle type

Four-year registration fee information

The following new vehicles are subject to four-year registration for the first registration period (see [Chapter K](#) for more background information):

- Passenger vehicles (including electric and hybrid)
- Light trailers

The registration fee will double for four-year registration in addition to any surcharges or special fees (such as the custom plate fee). The surcharge for Crater Lake, Cultural plates, Pacific Wonderland, Portland Trail Blazers, Wine Country, Share the Road, and Special Registration Plate Program plates is NOT doubled. After the initial four-year registration period, the renewal will revert to a two-year registration period.

Exceptions to four-year registration:

- Vehicle types not listed above
- Plate transfers
- Vehicles applying for permanent registration
- Rental or leasing companies that elect to initially register new passenger vehicles for a one or two year period

Registration Fees			
Vehicle/Plate Type	Registration Fee	Registration	Expiration
Antique (Historic)	\$100	permanent	permanent
Bus	See Heavy Motor Vehicles & Buses Fee Schedule, Form 6013	up to 1 year	quarterly
Camper	See Camper & Travel Trailer Fee Schedule, Form 464	2 years	staggered
Custom	\$50 per year plus reg fees for vehicle type	see vehicle type	see vehicle type
Electric (Passenger)	See Registration Fee Chart	2 years *	staggered
Farm	See Farm Schedule, Form 152	up to 1 year	quarterly
For Rent Trailer (8,000 lbs and below)	\$30	1 year	annual
For Rent Trailer (8,000 lbs and below)	\$150	5 year	5 year
For Rent Trailer (over 8,000 lbs)	MUST BE REGISTERED AS HEAVY TRAILERS		
Government**	\$5 (E plates)	permanent	permanent

DMV TITLE AND REGISTRATION HANDBOOK
Chapter M: Fees

Government**	\$10 (regular plates)	2 years	staggered
Group	See vehicle type and surcharge fee chart later in this chapter	2 years *	staggered
Ham type*	\$5 plus reg fees for vehicle type at initial registration only	see vehicle type	see vehicle type
Heavy Fixed Load	\$82	2 years	staggered
Light Trailer (8,000 lbs and below)	\$126	2 years *	staggered
Heavy Trailer (over 8,000 lbs)	\$10	permanent	permanent
Light Fixed Load (3,000 lbs and below)	\$61	2 years	staggered
Low-Speed	\$126	2 years	staggered
Manufactured Structure Toter	See Manufactured Structure Vehicles Fee Schedule, Form 153T	up to 1 year	staggered
Medium-Speed Electric	\$126	2 years	staggered
Moped	\$88	2 years	staggered
Moped (Hybrid-powered)	\$88	2 years	staggered
Motor Home	See Motor Home Fee Schedule, Form 465	2 years	staggered
Motorcycle	\$88	2 years	staggered
Motorcycle (Hybrid-powered)	\$88	2 years	staggered
National Guard	See vehicle type	2 years	staggered
Passenger	See Registration Fee Chart	2 years *	staggered
Passenger (Hybrid-powered)	See Registration Fee Chart	2 years *	staggered
Passenger – Rental or Leasing Company	Initial registration, 1 year option: \$56 +\$2 service fee = \$58; Initial registration, 2 year option: \$112 +\$2 service fee = \$114; Initial registration, 4 year option: \$224	Initial registration: 1,2, or 4 years; subsequent renewals: every 2 years	staggered
Special Interest	\$100	permanent	permanent
Tow/Recovery	See Tow/Recovery Fee Schedule, Form 148	1 year	annual
Travel Trailer	See Camper & Travel Trailer Fee Schedule, Form 464	2 years	staggered
Truck	See Heavy Motor Vehicles & Buses Fee Schedule, Form 6013	up to 1 year	quarterly

*Collect plate surcharge depending on background of Ham plate.

**County-owned vehicles can have regular (tree plate) passenger registration for \$112 at their request.

***Passenger vehicles powered solely by electricity that are enrolled in the OReGO program pay \$86 registration fee.

* = may be subject to four-year registration

County registration fees

Multnomah County: Multnomah County has imposed an additional registration fee of \$56 per year of registration. Heavy trailers with a permanent registration are assessed a one-time county registration fee of \$10.

Information about Multnomah County registration fees is located at <https://multco.us/bridges/vehicle-registration-fee>.

Washington County: Washington County has imposed an additional registration fee of \$30 per year of registration. Heavy trailers with a permanent registration are assessed a one-time county registration fee of \$10. Motorcycles and mopeds will pay an additional \$17 per year of registration.

Information about Washington County registration fees is located at <https://www.washingtoncountyor.gov/lut/transportation-funding>.

Clackamas County: Clackamas County has imposed an additional registration fee of \$30 per year of registration. Heavy trailers with a permanent registration are assessed a one-time county registration fee of \$10. Light trailers pay \$5 per year for Clackamas County Registration fees.

Registration fees are collected based on the registration period of the vehicle, rather than the transaction date.

County registration fees are based on the customer's vehicle address, residence address or business address (in that order) at the time of application for registration. When filling out applications for title and registration, include the total registration fee amounts, including county registration fees if applicable, in the REG/REN FEE box on the application.

Most vehicle types are subject to the county registration fees. The tables below list which vehicles are subject and which vehicles are exempt from the county registration fees.

The first table below shows the subject vehicles and corresponding amounts. The second table shows exempt vehicles and registration types.

Subject Vehicles – Multnomah and Washington Counties			
Vehicle Classification	Registration Period	Multnomah County Registration Fee Amounts	Washington County Registration Fee Amounts
Passenger	Biennial or 4-year	\$112 or \$224	\$60 or \$120
Motorcycles	Biennial	\$78	\$34
Mopeds	Biennial	\$78	\$34
Low-speed	Biennial	\$112	\$60
Medium-speed	Biennial	\$112	\$60
Electric Vehicle	Biennial or 4-year	\$112 or \$224	\$60 or \$120

DMV TITLE AND REGISTRATION HANDBOOK
Chapter M: Fees

Trucks (10,000 - 26,000 lbs.)	Annual or Quarterly	\$56 or \$14	\$30 or \$7.50
Light Trailers	Biennial or 4-year	\$112 or \$224	\$60 or \$120
For Rent Trailers	Annual or 5-year	\$30 or \$150	\$30 or \$150
Heavy Trailers	Permanent	\$10 (one-time fee)	\$10 (one-time fee)
Buses	Annual or Quarterly	\$56 or \$14	\$30 or \$7.50
Tow Trucks (under 26,000 lbs.)	Annual	\$56	\$30
Charitable/Non-Profit (Passenger)	Biennial	\$112	\$60
Charitable/Non-Profit (Truck or Bus)	Annual or Quarterly	\$56 or \$14	\$30 or \$7.50
Racing Activity Vehicle	Permanent	\$56 (one-time fee)	\$30 (one-time fee)
Special Use Trailers	Biennial	\$112	\$60
Permanent Fleet (Passenger)	Biennial	\$112	\$60
Permanent Fleet (Truck or Bus)	Annual	\$56	\$30
Manufactured Structure Toters (under 26,000 lbs.)	Annual or Quarterly	\$56 or \$14	\$30 or \$7.50

Exempt Vehicles & Registration Types		
Vehicle Classification	Registration Period	County Registration Fee Amounts
Disabled Veteran Registration (plates)	N/A	Exempt
Ex-POW registration (plates)	N/A	Exempt
Snowmobiles and All-terrain vehicles	N/A	Exempt
Fixed load vehicles	N/A	Exempt
Antique vehicles	N/A	Exempt
Special interest vehicles	N/A	Exempt
Government-owned or operated vehicles	N/A	Exempt
School buses or school activity vehicles	N/A	Exempt
Law enforcement undercover vehicles	N/A	Exempt
Vehicles registered proportionally for interstate operation	N/A	Exempt
Vehicles with a registration weight of 26,001 pounds or more	N/A	Exempt
Farm vehicles	N/A	Exempt
Travel trailers, campers and motor homes	N/A	Exempt
Vehicles registered to an employment address as provided in ORS 802.250 when residence address is not within county of employment address	N/A	Exempt

Clackamas County Registration Fees

Vehicle Classification	Registration Period	Clackamas County Fee
Passenger	1-year*, Biennial or 4-year	\$30, \$60 or \$120
Low-speed	Biennial	\$60
Medium-speed	Biennial	\$60
Trucks (up to 26,000 lbs.)	Annual or Quarterly	\$30 or \$7.50 per quarter
Light Trailers	Biennial or 4-year	\$10 or \$20
For Rent Trailers	Annual or 5-year	\$30 or \$150
Buses	Annual or Quarterly	\$30 or \$7.50 per quarter
Tow Trucks (under 26,000 lbs.)	Annual	\$30
Charitable/Non-Profit (Passenger)	Biennial	\$60
Charitable/Non-Profit (Truck/Bus)	Annual or Quarterly	\$30 or \$7.50 per quarter
Special Use Trailers	Biennial	\$60
Permanent Fleet (Passenger)	Biennial	\$60
Permanent Fleet (Truck/Bus)	Annual	\$30
Manufactured Structure Toters (under 26,000 lbs.)	Annual or Quarterly	\$30 or \$7.50 per quarter
Motorcycles	Biennial	\$30
Mopeds	Biennial	\$30

Other fees

Plate transfer fee (See Chapter K for plate transfer information)	\$30
Plate fees (original issue, in addition to registration fees):	
Vehicles requiring one plate	\$13
Vehicles requiring two plates	\$26
Replacement fee	\$12
Duplicate or replacement registration card only	\$5
Crater Lake plate surcharge (see surcharge fee chart)	
Cultural plate surcharge (see surcharge fee chart)	
Group plate surcharge (see surcharge fee chart)	
Pacific Wonderland (see surcharge fee chart)	
Portland Trail Blazers plate surcharge (see surcharge fee chart)	
Salmon plate surcharge (see surcharge fee chart)	
Special Registration Plate Program (Gray Whale, UOAA Duck, and Smokey Bear Plates - see surcharge fee chart)	
Wine Country plate surcharge (see surcharge fee chart)	
VIN inspection	\$9
Replacement Sticker only fee	\$10
TOD filing fee	\$13
Tow/Recovery Certificate with Tow Board Fee	\$117

Tree (Graphic), Oregon Trail, "OR 150" Pacific Wonderland, Salmon, Crater Lake, Cultural and Wine Country Plates

"Graphic" plates terminology

The tree plate was the original graphic plate. When mentioned in older DMV literature, "graphic" means the tree plate.

Tree plates

Tree plates are issued:

- For light trailers (only option available)
- For passenger vehicles, as regular issue, and custom
- As background for most non-veteran related group plates
- As background for National Guard plates and Elected Official plates
- As background for Disabled Veteran plates (full size only; not moped or motorcycle)

NOTE: Title and registration fees are no longer included in the following charts. Refer to the [Registration Fee Chart](#) and [Title Fee Chart](#) to assist in assessing fees.

Tree plate initial issuance fees

The plate fee is \$26 for two plates, and \$13 for one.

When tree plates are issued in **conjunction with original registration** (new vehicles or new to Oregon) there is no replacement fee. The fees to collect are the plate fee and the registration fee (see fee charts), and custom or group plate fee, if applicable.

When tree plates are issued or replaced a replacement fee of \$12 per transaction is charged in addition to the plate fee and registration renewal fee, and custom plate or group plate fee if applicable.

Tree replacement plate fee example:

	Replacement fee	Plate fee	Total
One plate	\$12	\$13	\$25
Two plates	\$12	\$26	\$38

If the customer wants to apply for replacement tree plates at any time they will pay the replacement fee of \$12 in addition to the plate fee.

The plate fee is \$13 for vehicles requiring one plate, and \$26 for vehicles requiring two plates.

Disabled Veteran Plates

To assist a customer in applying for Disabled Veteran Plates and for more information about qualifying for a Disabled Veteran Plate, see [Chapter K](#).

A permanent registration fee of \$15 plus the plate fee is required at initial application. The registration is valid for as long as the person who qualified for the Disabled Veteran Plates remains an owner.

When Group plates are issued or renewed, a surcharge is collected. See surcharge fee chart in this chapter for exception and more information.

Group plates (*issued only to passenger vehicles*)

To assist a customer in applying for Group plates, and for more information about qualifying for a group plate, and for group plate transfer information, see [Chapter K](#).

Group plates are issued only for passenger vehicles. Veteran-related group plates are issued on a white background with a military insignia. Most non-veteran related group plates are issued on the tree plate, except Gold Star Family plates, and Share the Road plates, which have a different design. Many of the veteran group plates have specific eligibility requirements. Contact DMV for more information about eligibility. When the plates are issued or renewed, a surcharge is collected (see [surcharge fee chart](#) in this chapter), which goes into an account for the group.

When group plates are issued in conjunction with original registration (new vehicles or new to Oregon) the fees collected are the surcharge, the plate fee and the registration fee.

Existing plates replaced with group plate type: Collect the replacement fee, group plate surcharge*, plate fee, and registration renewal fee (if at renewal).

*No group plate surcharge is charged when replacing a group plate with the same type of group plate between renewals.

For more information on surcharges, see [surcharge fee chart](#) later in this chapter.

National Guard plates

Active Members of the Oregon National Guard are eligible for National Guard plates. National Guard plates are issued on tree plates for passenger vehicles and motor homes. One of the owners on the title must qualify for the plate. If there is a lessor and lessee on the title, the lessee must qualify for the plate. The qualified applicant must submit a completed Oregon Military Department Certificate of Eligibility, AGO Form 4309, issued by the Oregon Military Department. For more information and for plate transfer information, see [Chapter K](#).

The fee for National Guard plates is the same as for regular tree plates.

Government Vehicle plates

The registration fees for government vehicle plates (E plates) are:

Original plates (one-plated vehicle)	\$18
Original plates (two-plated vehicle)	\$31

Oregon Trail plates

On November 4, 1993, DMV began issuing the Oregon Trail license plate. Oregon Trail plates are no longer issued but may be renewed and transferred. See [Chapter K](#) for information about plate transfer requirements.

Pacific Wonderland plates

“OR 150” Pacific Wonderland plates may be issued to passenger vehicles only and may not be issued with a custom or ham configuration.

Registration and replacement fees for “OR 150” Pacific Wonderland plates are the same as for regular registration for passenger vehicles plus a surcharge of \$100 per set of plates whether it is 2-year or 4-year registration. The surcharge is required only when “OR 150” Pacific Wonderland plates are initially issued.

Salmon plates

Salmon plates or custom Salmon plates may be issued for passenger vehicles. Passenger vehicles may also have Ham configuration on Salmon background. The Salmon plate surcharge is distributed to two funds: half to the Watershed Conservation Operating Fund and half to the State Parks and Recreation Department Fund. Salmon plates may be transferred to another vehicle of the same type. See [Chapter K](#) for plate transfer requirements.

When Salmon plates are initially issued or renewed, a surcharge of \$7.50 per plate per year of the registration period is collected. See surcharge fee chart in this chapter.

When Salmon plates are issued in conjunction with original registration (new vehicles or new to Oregon) the fees collected are the surcharge of \$7.50 per plate per year of the registration period, the plate fee and the registration fee.

When Salmon plates are issued to an Oregon-registered vehicle, the fees collected are the replacement fee, the Salmon plate surcharge, plate fee, and, if at renewal, the registration renewal fee.

When Salmon plates are replaced (customer already has Salmon plates), the fees collected are the replacement fee, plate fee, and, if renewing, the registration renewal fee and the surcharge. No surcharge fee is collected if the customer is replacing Salmon plates between renewals.

NOTE: Title and registration fees are no longer included in the following charts. Refer to the [Registration Fee Chart](#) and [Title Fee Chart](#) to assist in assessing fees.

Salmon plate fee examples			
Original (new vehicles or new to Oregon): \$7.50 surcharge fee per plate			
Surcharge	Plate fee	Total: 2-Year Registration	Total: 4-year Registration (New Vehicles only)
\$30	\$26	\$56 + registration fee	\$86 + registration fee
Replacement (does not currently have Salmon plates):			
Surcharge	Plate fee	Replacement fee	Total
\$30	\$26	\$12	\$68 + renewal fee

(Salmon plates are issued only to passenger vehicles.)

Crater Lake plates (*Crater Lake plates are issued only to passenger vehicles*)

Crater Lake plates or custom Crater Lake plates may be issued for passenger vehicles. Passenger vehicles may also have Ham configuration on Crater Lake background.

The surcharge is required only when the plates are initially issued. The surcharge is not doubled when issuing Crater Lake plates on a vehicle with four-year registration. The surcharge is distributed to the Oregon Community Foundation for use on Crater Lake National Park projects. Crater Lake passenger plates may be transferred to another vehicle of the same type - see [Chapter K](#) for information about plate transfer requirements.

When Crater Lake plates are initially issued, a surcharge of \$15.00 per plate is collected. See surcharge fee chart in this chapter.

When Crater Lake plates are issued in conjunction with original registration (new vehicle or new to Oregon) the fees collected are the surcharge of \$15 per plate, the plate fee, and the registration fee.

When Crater Lake plates are issued to an Oregon-registered vehicle (customer does not already have Crater Lake plates), the fees collected are the replacement fee, the Crater Lake plate surcharge, plate fee, and, if renewing, the registration renewal fee.

When Crater Lake plates are replaced (customer already has Crater Lake plates), the fees collected are the replacement fee, plate fee and, if at renewal, the registration renewal fee. No surcharge is collected if the vehicle already has Crater Lake plates.

NOTE: Title and registration fees are no longer included in the following charts. Refer to the [Registration Fee Chart](#) and [Title Fee Chart](#) to assist in assessing fees.

Crater Lake plate fee examples			
Original (new vehicles or new to Oregon): \$15.00 surcharge fee per plate			
Surcharge	Plate fee	Total: 2-Year Registration	Total: 4-year Registration (New Vehicles only)
\$30	\$26	\$56 + registration fee	\$56 + registration fee
Replacement at renewal (does not have Crater Lake plates):			
Surcharge	Plate fee	Replacement fee	Total
\$30	\$26	\$12	\$68 + registration fee

(Crater Lake plates are issued only to passenger vehicles.)

Cultural plates (Cultural plates are issued only to passenger vehicles)

Cultural plates or custom Cultural plates may be issued for passenger vehicles. Passenger vehicles may also have Ham configuration on Cultural background. The surcharge is distributed to the Trust for Cultural Development to fund specific arts, heritage, and humanities programs. Cultural plates may be transferred to another vehicle of the same type. See [Chapter K](#) for information about plate transfer requirements.

When Cultural plates are initially issued or renewed, a surcharge of \$25.00 per plate is collected. See surcharge fee chart in this chapter.

The Cultural plate surcharge does not double with four-year registration. The surcharge is collected at initial issuance and at each renewal.

When Cultural plates are issued in conjunction with original registration (new vehicle or new to Oregon) the fees collected include the surcharge of \$25 per plate, the plate fee and the registration fee.

When Cultural plates are issued to an Oregon-registered vehicle (customer does not already have Cultural plates), the fees collected are the replacement fee, the Cultural plate surcharge, plate fee and, if at renewal, the registration renewal fee.

When Cultural plates are replaced (customer already has Cultural plates), the fees collected are the replacement fee, plate fee, and, if at renewal, registration renewal fee. No surcharge is collected if the vehicle already has Cultural plates.

NOTE: Title and registration fees are no longer included in the following charts. Refer to the [Registration Fee Chart](#) and [Title Fee Chart](#) to assist in assessing fees.

Cultural plate fee examples			
Original (new vehicles or new to Oregon): \$25.00 surcharge fee per plate			
Surcharge	Plate fee	Total: 2-Year Registration	Total: 4-year Registration (New Vehicles only)
\$50	\$26	\$76 + registration fee	\$76 + registration fee
Replacement at renewal (does not have Cultural plates):			
Surcharge	Plate fee	Replacement fee	Total
\$50	\$26	\$12	\$88 registration fee

(Cultural plates are issued only to passenger vehicles)

Portland Trail Blazers plates (These plates are issued only to passenger vehicles.)

Portland Trail Blazers plates or custom Portland Trail Blazers plates may be issued for passenger vehicles. Passenger vehicles may also have Ham configuration on Portland Trail Blazers background. The surcharge, minus DMV administrative costs, will be transferred to the Trail Blazers Foundation. The foundation will use the surcharge proceeds received to issue grants for youth-related programs and initiatives. Portland Trail Blazers plates may be transferred to another vehicle of the same type - see [Chapter K](#) for information about plate transfer requirements.

Portland Trail Blazer plates are initially issued or renewed, a surcharge of \$40.00 per set of plates is collected. See surcharge fee chart in this chapter.

The Portland Trail Blazers plate surcharge does not double with four-year registration. The surcharge is collected at initial issuance and at each renewal.

When Portland Trail Blazers plates are issued in conjunction with original registration (new vehicle or new to Oregon) the fees collected are the surcharge of \$40, the plate fee and the registration fee.

When Portland Trail Blazers plates are issued to an Oregon-registered vehicle (customer does not already have Portland Trail Blazers plates), the fees collected are the replacement fee, the Portland Trail Blazers plate surcharge, plate fee and, if at renewal, the registration renewal fee.

When Portland Trail Blazers plates are replaced (customer already has Portland Trail Blazers plates), the fees collected are the replacement fee, plate fee, and, if at renewal, registration renewal fee. No surcharge is collected if the vehicle already has Portland Trail Blazers plates.

NOTE: Title and registration fees are no longer included in the following charts. Refer to the [Registration Fee Chart](#) and [Title Fee Chart](#) to assist in assessing fees.

Portland Trail Blazers plate fee examples			
Original (new vehicles or new to Oregon): \$40.00 surcharge fee			
Surcharge	Plate fee	Total: 2-Year Registration	Total: 4-year Registration (New Vehicles only)
\$40	\$26	\$66 + registration fee	\$66 + registration fee
Replacement at renewal (does not have Portland Trail Blazers plates):			
Surcharge	Plate fee	Replacement fee	Total
\$40	\$26	\$12	\$78 + registration fee

(Portland Trail Blazers plates are issued only to passenger vehicles.)

Wine Country plates (Wine Country plates are issued only to passenger vehicles.)

Wine Country plates or custom Wine Country plates may be issued for passenger vehicles. Passenger vehicles may also have Ham configuration on Wine Country background. The surcharge is distributed to the Oregon Tourism Commission to support the promotion of agricultural and culinary tourism in Oregon. Wine Country plates may be transferred to another vehicle of the same type. See [Chapter K](#) for information about plate transfer requirements.

When Wine Country plates are initially issued or renewed, a surcharge of \$30.00 per set of plates is collected. See surcharge fee chart in this chapter.

The Wine Country plate surcharge does not double with four-year registration. The surcharge is collected at initial issuance and at each renewal.

When Wine Country plates are issued in conjunction with original registration (new vehicle or new to Oregon) the fees collected are the surcharge of \$30, the plate fee and the registration fee.

When Wine Country plates are issued to an Oregon-registered vehicle (customer does not already have Wine Country plates), the fees collected are the replacement fee, the Wine Country plate surcharge, plate fee and, if at renewal, the registration renewal fee.

When Wine Country plates are replaced (customer already has Wine Country plates), the fees collected are the replacement fee, plate fee, and, if at renewal, registration renewal fee. No surcharge is collected if the vehicle already has Wine Country plates.

NOTE: Title and registration fees are no longer included in the following charts. Refer to the [Registration Fee Chart](#) and [Title Fee Chart](#) to assist in assessing fees.

Wine Country plate fee examples			
Original (new vehicles or new to Oregon): \$30.00 surcharge fee			
Surcharge	Plate fee	Total: 2-Year Registration	Total: 4-year Registration (New Vehicles only)
\$30	\$26	\$56 + registration fee	\$56 + registration fee
Replacement at renewal (does not have Wine Country plates):			
Surcharge	Plate fee	Replacement fee	Total
\$30	\$26	\$12	\$68 + registration fee

(Wine Country plates are issued only to passenger vehicles.)

Special Registration Plate Program

Special Registration Plate Program plates may be issued for passenger vehicles. The Gray Whale, UOAA Duck, Smokey Bear, and Pollinator Paradise Plates are part of the Special Registration Plate Program. These plates are also available as custom and Amateur Radio Operator (HAM) plates. These plates may be transferred to another passenger vehicle - see [Chapter K](#) for information about plate transfer requirements.

When Special Registration Plate Program plates are initially issued or renewed, a surcharge of \$40.00 per set of plates is collected. See surcharge fee chart in this chapter.

The surcharge does not double with four-year registration. The surcharge is collected at initial issuance and at each renewal.

When Special Registration Plate Program plates are issued in conjunction with original registration (new vehicle or new to Oregon) the fees collected are the surcharge of \$40, the plate fee and the registration fee.

When Special Registration Plate Program plates are issued to an Oregon-registered vehicle (customer does not already have Special Registration Plate Program plates), the fees collected are the replacement fee, the Special Registration Plate Program plate surcharge, plate fee and, if at renewal, the registration renewal fee.

When Special Registration Plate Program plates are replaced (customer already has Special Registration Plate Program plates), the fees collected are the replacement fee, plate fee, and, if at renewal, registration renewal fee. No surcharge is collected if the vehicle already has Special Registration Plate Program plates.

NOTE: Title and registration fees are no longer included in the following charts. Refer to the [Registration Fee Chart](#) and [Title Fee Chart](#) to assist in assessing fees.

Special Registration Plate Program plate fee examples			
Original (new vehicles or new to Oregon): \$40.00 surcharge fee			
Surcharge	Plate fee	Total: 2-Year Registration	Total: 4-year Registration (New Vehicles only)
\$40	\$26	\$66 + registration fee	\$66 + registration fee
Replacement at renewal (does not have Special Registration Plate Program plates):			
Surcharge	Plate fee	Replacement fee	Total
\$40	\$26	\$12	\$78 + registration fee

(Special Registration Plate Program plates are issued only to passenger vehicles.)

NOTE: Title and registration fees are no longer included in the following charts. Refer to the [Registration Fee Chart](#) and [Title Fee Chart](#) to assist in assessing fees.

Surcharge Fees for Group, Salmon, Crater Lake, Cultural, Wine Country, and Portland Trail Blazers Plates/Registration

Institutions of Higher Education Plates			
Initial Registration	At Renewal No Plates Issued	Replacement Plates at Renewal	Replacement Plates Between Renewals
<p><i>Passenger vehicle only</i></p> <p>\$32 surcharge per set for a 2-year period or \$64 per set for a 4-year period</p> <p>Plus registration fee</p> <p>Plus \$26 plate fee</p>	<p><i>Passenger vehicles, motor homes, and travel trailers can renew</i></p> <p>\$32 surcharge per set passenger and motorhome or \$16 travel trailer</p> <p>Plus registration renewal fee</p>	<p><i>Passenger vehicle only</i></p> <p><u>If does not have group plate or is replacing a group plate with different type of group plate:</u> \$32 surcharge per set</p> <p>Plus reg. fee Plus \$26 plate fee Plus \$12 replacement fee</p> <p><u>If replacing group plate with same type of group plate:</u> Plus \$30 surcharge fee Plus reg. fee Plus \$26 plate fee Plus \$12 replacement fee</p>	<p><i>Passenger vehicle only</i></p> <p><u>If does not have group plate or is replacing a group plate with different type of group plate:</u> \$32 surcharge per set</p> <p>Plus \$26 plate fee Plus \$12 replacement fee</p> <p><u>If replacing group plate with same type of group plate:</u> No surcharge fee Plus \$26 plate fee Plus \$12 replacement fee</p>

DMV TITLE AND REGISTRATION HANDBOOK
Chapter M: Fees

Non-Profit / Tax Exempt and Veterans' Organization Group Plates			
Initial Registration	At Renewal No Plates Issued	Replacement Plates at Renewal	Replacement Plates Between Renewals
<p><i>Passenger vehicle only</i></p> <p>\$10 surcharge per set for a 2-year period or \$20 surcharge per set for a 4-year period</p> <p>Plus registration fee</p> <p>Plus \$26 plate fee</p>	<p><i>Passenger vehicles, motor homes, and travel trailers can renew</i></p> <p>\$10 surcharge per set passenger and motorhome or \$5 surcharge travel trailer</p> <p>Plus registration renewal fee</p> <p>(Exception: Do not collect the surcharge for renewal of Share the Road. Surcharge is only due at initial issuance.)</p>	<p><i>Passenger vehicle only</i></p> <p><u>If does not have group plate or is replacing a group plate with different type of group plate:</u> \$10 surcharge per set</p> <p>Plus reg. fee Plus \$26 plate fee Plus \$12 replacement fee</p> <p><u>If replacing group plate with same type of group plate:</u> Plus surcharge fee (except for Share the Road) Plus reg. fee Plus \$26 plate fee Plus \$12 replacement fee</p>	<p><i>Passenger vehicle only</i></p> <p><u>If does not have group plate or is replacing a group plate with different type of group plate:</u> \$10 surcharge per set</p> <p>Plus \$26 plate fee Plus \$12 replacement fee</p> <p><u>If replacing group plate with same type of group plate:</u> No surcharge fee Plus \$26 plate fee Plus \$12 replacement fee</p>

Fallen Public Safety Officer			
<p><i>Passenger vehicle only</i></p> <p>\$32 surcharge per set for a 2-year period or \$64 surcharge per set for a 4-year period</p> <p>Plus registration fee</p> <p>Plus \$26 plate fee</p>	<p><i>Passenger vehicle only</i></p> <p>\$32 surcharge per set</p> <p>Plus registration renewal fee</p>	<p><i>Passenger vehicle only</i></p> <p><u>If does not have group plate or is replacing a group plate with different type of group plate:</u> \$32 surcharge per set</p> <p>Plus reg. fee Plus \$26 plate fee Plus \$12 replacement fee</p> <p><u>If replacing group plate with same type of group plate:</u> Plus surcharge fee Plus reg. fee Plus \$26 plate fee Plus \$12 replacement fee</p>	<p><i>Passenger vehicle only</i></p> <p><u>If does not have group plate or is replacing a group plate with different type of group plate:</u> \$32 surcharge per set</p> <p>Plus \$26 plate fee Plus \$12 replacement fee</p> <p><u>If replacing group plate with same type of group plate:</u> No surcharge fee Plus \$26 plate fee Plus \$12 replacement fee</p>

DMV TITLE AND REGISTRATION HANDBOOK
Chapter M: Fees

Salmon Plates			
Initial Registration	At Renewal No Plates Issued	Replacement Plates at Renewal	Replacement Plates Between Renewals
<p><i>Passenger vehicle only</i></p> <p>\$30 surcharge per set for a 2-year period or \$60 per set for a 4-year period</p> <p>Plus registration fee</p> <p>Plus \$26 plate fee</p>	<p><i>Passenger vehicles, motor homes, and travel trailers can renew</i></p> <p>\$30 surcharge per set passenger and motorhome or \$15 travel trailer</p> <p>Plus registration renewal fee</p>	<p><i>Passenger vehicle only</i></p> <p><u>If does not have Salmon plates:</u> \$30 surcharge per set</p> <p>Plus reg. fee Plus \$26 plate fee Plus \$12 replacement fee</p> <p><u>If replacing Salmon plates with Salmon plates:</u> Plus surcharge fee Plus reg. fee Plus \$26 plate fee Plus \$12 replacement fee</p>	<p><i>Passenger vehicle only</i></p> <p><u>If does not have Salmon plates:</u> \$30 surcharge per set</p> <p>Plus \$26 plate fee Plus \$12 replacement fee</p> <p><u>If replacing Salmon plates with Salmon plates:</u> No surcharge fee Plus \$26 plate fee Plus \$12 replacement fee</p>

Crater Lake Plates			
Initial Registration	At Renewal No Plates Issued	Replacement Plates at Renewal	Replacement Plates Between Renewals
<p><i>Passenger vehicle only</i></p> <p>\$30 surcharge per set for a 2-year period or for a 4-year period</p> <p>Plus registration fee</p> <p>Plus \$26 plate fee</p>	<p><i>Passenger vehicles, motor homes, and travel trailers can renew</i></p> <p>No surcharge</p> <p>Plus registration renewal fee</p>	<p><i>Passenger vehicle only</i></p> <p><u>If does not have Crater Lake plates:</u> \$30 surcharge per set</p> <p>Plus reg. fee Plus \$26 plate fee Plus \$12 replacement fee</p> <p><u>If replacing Crater Lake plates with Crater Lake plates:</u> No surcharge fee Plus reg. fee Plus \$26 plate fee Plus \$12 replacement fee</p>	<p><i>Passenger vehicle only</i></p> <p><u>If does not have Crater Lake plates:</u> \$30 surcharge per set</p> <p>Plus \$26 plate fee Plus \$12 replacement fee</p> <p><u>If replacing Crater Lake plates with Crater Lake plates:</u> No surcharge fee Plus \$26 plate fee Plus \$12 replacement fee</p>

DMV TITLE AND REGISTRATION HANDBOOK
Chapter M: Fees

Cultural Plates			
Initial Registration	At Renewal No Plates Issued	Replacement Plates at Renewal	Replacement Plates Between Renewals
<p><i>Passenger vehicle only</i></p> <p>\$50 surcharge per set for a 2-year period or for a 4-year period</p> <p>Plus registration fee</p> <p>Plus \$26 plate fee</p>	<p><i>Passenger vehicles, motor homes, and travel trailers can renew</i></p> <p>\$50 surcharge per set passenger and motorhome or \$25 travel trailer</p> <p>Plus registration renewal fee</p>	<p><i>Passenger vehicle only</i></p> <p><u>If does not have Cultural plates:</u> \$50 surcharge per set</p> <p>Plus reg. fee Plus \$26 plate fee Plus \$12 replacement fee</p> <p><u>If replacing Cultural plates with Cultural plates:</u> Plus surcharge fee Plus reg. fee Plus \$26 plate fee Plus \$12 replacement fee</p>	<p><i>Passenger vehicle only</i></p> <p><u>If does not have Cultural plates:</u> \$50 surcharge per set</p> <p>Plus \$26 plate fee Plus \$12 replacement fee</p> <p><u>If replacing Cultural plates with Cultural plates:</u> No surcharge fee Plus \$26 plate fee Plus \$12 replacement fee</p>
Portland Trail Blazers Plates			
Initial Registration	At Renewal No Plates Issued	Replacement Plates at Renewal	Replacement Plates Between Renewals
<p><i>Passenger vehicle only</i></p> <p>\$40 surcharge for a 2-year period or for a 4-year period</p> <p>Plus registration fee</p> <p>Plus \$26 plate fee</p>	<p><i>Passenger vehicles</i></p> <p>\$40 surcharge</p> <p>Plus registration renewal fee</p>	<p><i>Passenger vehicles</i></p> <p><u>If does not have Portland Trail Blazers plates:</u> \$40 surcharge</p> <p>Plus reg. fee Plus \$26 plate fee Plus \$12 replacement fee</p> <p><u>If replacing Portland Trail Blazers plates with Portland Trail Blazers plates:</u> Plus surcharge fee Plus reg. fee Plus \$26 plate fee Plus \$12 replacement fee</p>	<p><i>Passenger vehicles</i></p> <p><u>If does not have Portland Trail Blazers plates:</u> \$40 surcharge</p> <p>Plus \$26 plate fee Plus \$12 replacement fee</p> <p><u>If replacing Portland Trail Blazers plates with Portland Trail Blazers plates:</u> No surcharge fee Plus \$26 plate fee Plus \$12 replacement fee</p>
Wine Country Plates			

DMV TITLE AND REGISTRATION HANDBOOK
Chapter M: Fees

Initial Registration	At Renewal No Plates Issued	Replacement Plates at Renewal	Replacement Plates Between Renewals
<p><i>Passenger vehicle only</i></p> <p>\$30 surcharge for a 2-year period or for a 4-year period</p> <p>Plus registration fee</p> <p>Plus \$26 plate fee</p>	<p><i>Passenger vehicles</i></p> <p>\$30 surcharge</p> <p>Plus registration renewal fee</p>	<p><i>Passenger vehicles</i></p> <p><u>If does not have Wine Country plates:</u> \$30 surcharge</p> <p>Plus reg. fee Plus \$26 plate fee Plus \$12 replacement fee</p> <p><u>If replacing Wine Country plates with Wine Country plates:</u> Plus surcharge fee Plus reg. fee Plus \$26 plate fee Plus \$12 replacement fee</p>	<p><i>Passenger vehicles</i></p> <p><u>If does not have Wine Country plates:</u> \$30 surcharge</p> <p>Plus \$26 plate fee Plus \$12 replacement fee</p> <p><u>If replacing Wine Country plates with Wine Country plates:</u> No surcharge fee Plus \$26 plate fee Plus \$12 replacement fee</p>

Special Registration Plate Program (SRPP) Plates			
Initial Registration	At Renewal No Plates Issued	Replacement Plates at Renewal	Replacement Plates Between Renewals
<p><i>Passenger vehicle only</i></p> <p>\$40 surcharge for a 2-year period or for a 4-year period</p> <p>Plus registration fee Plus \$26 plate fee</p>	<p><i>Passenger vehicles</i></p> <p>\$40 surcharge</p> <p>Plus registration renewal fee</p>	<p><i>Passenger vehicles</i></p> <p><u>If does not have SRPP plates:</u> \$40 surcharge</p> <p>Plus reg. fee Plus \$26 plate fee Plus \$12 replacement fee</p> <p><u>If replacing SRPP plates with SRPP plates:</u> Plus surcharge fee Plus reg. fee Plus \$26 plate fee Plus \$12 replacement fee</p>	<p><i>Passenger vehicles</i></p> <p><u>If does not have SRPP plates:</u> \$40 surcharge</p> <p>Plus \$26 plate fee Plus \$12 replacement fee</p> <p><u>If replacing SRPP plates with SRPP plates:</u> No surcharge fee Plus \$26 plate fee Plus \$12 replacement fee</p>

Heavy Motor Vehicles and Buses Fee Schedule

DMV TITLE AND REGISTRATION HANDBOOK
Chapter M: Fees

Form 6013

DMV <small>DEPARTMENT OF TRANSPORTATION DRIVER AND MOTOR VEHICLE SERVICES 1800 LANA AVE NE, SALEM, OREGON 97331</small>		FEE SCHEDULE			
		Heavy Motor Vehicles and Buses			
<p>Registration fees for most motor vehicles required to establish a registration weight are based on this fee schedule. The back of this form contains information on which vehicle types must use this fee schedule and how to determine a vehicle's registration weight. If the vehicle does not already have Oregon registration plates, a plate fee is required. *Vehicles registered in Multnomah County must also pay an additional \$14 per quarter for county registration fees. Vehicles registered in Washington or Clackamas County must also pay an additional \$7.50 per quarter for county registration fees.</p>					
WEIGHT IN POUNDS		One Year	3/4 Year	1/2 Year	1/4 Year
8,000 or Less*		74.00	•	•	•
8,001 to 10,000*		464.00	350.00	234.00	118.00
10,001 to 12,000*		528.00	398.00	266.00	134.00
12,001 to 14,000*		591.00	445.25	297.50	149.75
14,001 to 16,000*		655.00	493.25	329.50	165.75
16,001 to 18,000*		718.00	540.50	361.00	181.50
18,001 to 20,000*		801.00	602.75	402.50	202.25
20,001 to 22,000*		864.00	650.00	434.00	218.00
22,001 to 24,000*		949.00	713.75	476.50	239.25
24,001 to 26,000*		1,031.00	775.25	517.50	259.75
26,001 to 28,000		375.00	283.25	189.50	95.75
28,001 to 30,000		391.00	295.25	197.50	99.75
30,001 to 32,000		422.00	318.50	213.00	107.50
32,001 to 34,000		438.00	330.50	221.00	111.50
34,001 to 36,000		468.00	353.00	236.00	119.00
36,001 to 38,000		485.00	365.75	244.50	123.25
38,001 to 40,000		515.00	388.25	259.50	130.75
40,001 to 42,000		532.00	401.00	268.00	135.00
42,001 to 44,000		562.00	423.50	283.00	142.50
44,001 to 46,000		578.00	435.50	291.00	146.50
46,001 to 48,000		593.00	446.75	298.50	150.25
48,001 to 50,000		625.00	470.75	314.50	158.25
50,001 to 52,000		656.00	494.00	330.00	166.00
52,001 to 54,000		672.00	506.00	338.00	170.00
54,001 to 56,000		686.00	516.50	345.00	173.50
56,001 to 58,000		717.00	539.75	360.50	181.25
58,001 to 60,000		750.00	564.50	377.00	189.50
60,001 to 62,000		780.00	587.00	392.00	197.00
62,001 to 64,000		811.00	610.25	407.50	204.75
64,001 to 66,000		827.00	622.25	415.50	208.75
66,001 to 68,000		857.00	644.75	430.50	216.25
68,001 to 70,000		874.00	657.50	439.00	220.50
70,001 to 72,000		904.00	680.00	454.00	228.00
72,001 to 74,000		921.00	692.75	462.50	232.25
74,001 to 76,000		951.00	715.25	477.50	239.75
76,001 to 78,000		967.00	727.25	485.50	243.75
78,001 to 80,000		998.00	750.50	501.00	251.50
80,001 to 82,000		1,014.00	762.50	509.00	255.50
82,001 to 84,000		1,045.00	785.75	524.50	263.25
84,001 to 86,000		1,061.00	797.75	532.50	267.25
86,001 to 88,000		1,092.00	821.00	548.00	275.00
88,001 to 90,000		1,108.00	833.00	556.00	279.00
90,001 to 92,000		1,139.00	856.25	571.50	286.75
92,001 to 94,000		1,155.00	868.25	579.50	290.75
94,001 to 96,000		1,185.00	890.75	594.50	298.25
96,001 to 98,000		1,202.00	903.50	603.00	302.50
98,001 to 100,000		1,218.00	915.50	611.00	306.50
100,001 to 102,000		1,249.00	938.75	626.50	314.25
102,001 to 104,000		1,265.00	950.75	634.50	318.25
104,001 to 105,500		1,295.00	973.25	649.50	325.75

735-6013 (1-22)

**Manufactured Structure Toters Fee Schedule
Form 153T**

WEIGHT IN POUNDS		One Year	3/4 Year	1/2 Year	1/4 Year
8,000 or Less		•	•	•	•
8,001 to 10,000 *		\$145.00	\$110.75	\$74.50	\$38.25
10,001 to 12,000 *		173.00	131.75	88.50	45.25
12,001 to 14,000 *		187.00	142.25	95.50	48.75
14,001 to 16,000 *		217.00	164.75	110.50	56.25
16,001 to 18,000 *		231.00	175.25	117.50	59.75
18,001 to 20,000 *		260.00	197.00	132.00	67.00
20,001 to 22,000 *		274.00	207.50	139.00	70.50
22,001 to 24,000 *		304.00	230.00	154.00	78.00
24,001 to 26,000 *		318.00	240.50	161.00	81.50
26,001 to 28,000		346.00	261.50	175.00	88.50
28,001 to 30,000		362.00	273.50	183.00	92.50
30,001 to 32,000		391.00	295.25	197.50	99.75
32,001 to 34,000		405.00	305.75	204.50	103.25
34,001 to 36,000		435.00	328.25	219.50	110.75
36,001 to 38,000		449.00	338.75	226.50	114.25
38,001 to 40,000		477.00	359.75	240.50	121.25
40,001 to 42,000		491.00	370.25	247.50	124.75
42,001 to 44,000		521.00	392.75	262.50	132.25
44,001 to 46,000		535.00	403.25	269.50	135.75
46,001 to 48,000		550.00	414.50	277.00	139.50
48,001 to 50,000		578.00	435.50	291.00	146.50
50,001 to 52,000		608.00	458.00	306.00	154.00
52,001 to 54,000		622.00	468.50	313.00	157.50
54,001 to 56,000		636.00	479.00	320.00	161.00
56,001 to 58,000		665.00	500.75	334.50	168.25
58,001 to 60,000		694.00	522.50	349.00	175.50
60,001 to 62,000		723.00	544.25	363.50	182.75
62,001 to 64,000		753.00	566.75	378.50	190.25
64,001 to 66,000		767.00	577.25	385.50	193.75
66,001 to 68,000		795.00	598.25	399.50	200.75
68,001 to 70,000		809.00	608.75	406.50	204.25
70,001 to 72,000		839.00	631.25	421.50	211.75
72,001 to 74,000		853.00	641.75	428.50	215.25
74,001 to 76,000		882.00	663.50	443.00	222.50
76,001 to 78,000		896.00	674.00	450.00	226.00
78,001 to 80,000		926.00	696.50	465.00	233.50
80,001 to 82,000		940.00	707.00	472.00	237.00
82,001 to 84,000		968.00	728.00	486.00	244.00
84,001 to 86,000		983.00	739.25	493.50	247.75
86,001 to 88,000		1,012.00	761.00	508.00	255.00
88,001 to 90,000		1,027.00	772.25	515.50	258.75
90,001 to 92,000		1,055.00	793.25	529.50	265.75
92,001 to 94,000		1,071.00	805.25	537.50	269.75
94,001 to 96,000		1,099.00	826.25	551.50	276.75
96,001 to 98,000		1,113.00	836.75	558.50	280.25
98,001 to 100,000		1,127.00	847.25	565.50	283.75
100,001 to 102,000		1,157.00	869.75	580.50	291.25
102,001 to 104,000		1,172.00	881.00	588.00	295.00
104,001 to 105,500		1,200.00	902.00	602.00	302.00

735-153T (1-22)

DMV TITLE AND REGISTRATION HANDBOOK
Chapter M: Fees


Charitable/Non-Profit Fee Schedule
Form 153

Charitable non-profit passenger vehicles 8,001 to 10,000 lbs. may also register with passenger registration.

WEIGHT IN POUNDS	One Year	3/4 Year	1/2 Year	1/4 Year
8,000 or Less *	●	●	●	●
8,001 to 10,000 *	\$71.00	\$55.25	\$37.50	\$19.75
10,001 to 12,000 *	85.00	65.75	44.50	23.25
12,001 to 14,000 *	92.00	71.00	45.00	25.00
14,001 to 16,000 *	107.00	82.25	55.50	28.75
16,001 to 18,000 *	114.00	87.50	59.00	30.50
18,001 to 20,000 *	128.00	98.00	66.00	34.00
20,001 to 22,000 *	135.00	103.25	69.50	35.75
22,001 to 24,000 *	149.00	113.75	76.50	39.25
24,001 to 26,000 *	156.00	119.00	80.00	41.00
26,001 to 28,000	170.00	129.50	87.00	44.50
28,001 to 30,000	178.00	135.50	91.00	46.50
30,001 to 32,000	192.00	146.00	98.00	50.00
32,001 to 34,000	199.00	151.25	101.50	51.75
34,001 to 36,000	213.00	161.75	108.50	55.25
36,001 to 38,000	220.00	167.00	112.00	57.00
38,001 to 40,000	234.00	177.50	119.00	60.50
40,001 to 42,000	241.00	182.75	122.50	62.25
42,001 to 44,000	256.00	194.00	130.00	66.00
44,001 to 46,000	263.00	199.25	133.50	67.75
46,001 to 48,000	270.00	204.50	137.00	69.50
48,001 to 50,000	284.00	215.00	144.00	73.00
50,001 to 52,000	298.00	225.50	151.00	76.50
52,001 to 54,000	305.00	230.75	154.50	78.25
54,001 to 56,000	312.00	236.00	158.00	80.00
56,001 to 58,000	327.00	247.25	165.50	83.75
58,001 to 60,000	341.00	257.75	172.50	87.25
60,001 to 62,000	355.00	268.25	179.50	90.75
62,001 to 64,000	369.00	278.75	186.50	94.25
64,001 to 66,000	376.00	284.00	190.00	96.00
66,001 to 68,000	391.00	295.25	197.50	99.75
68,001 to 70,000	398.00	300.50	201.00	101.50
70,001 to 72,000	412.00	311.00	208.00	105.00
72,001 to 74,000	419.00	316.25	211.50	106.75
74,001 to 76,000	433.00	326.75	218.50	110.25
76,001 to 78,000	440.00	332.00	222.00	112.00
78,001 to 80,000	454.00	342.50	229.00	115.50
80,001 to 82,000	462.00	348.50	233.00	117.50
82,001 to 84,000	476.00	359.00	240.00	121.00
84,001 to 86,000	483.00	364.25	243.50	122.75
86,001 to 88,000	497.00	374.75	250.50	126.25
88,001 to 90,000	504.00	380.00	254.00	128.00
90,001 to 92,000	518.00	390.50	261.00	131.50
92,001 to 94,000	525.00	395.75	264.50	133.25
94,001 to 96,000	540.00	407.00	272.00	137.00
96,001 to 98,000	547.00	412.25	275.50	138.75
98,001 to 100,000	554.00	417.50	279.00	140.50
100,001 to 102,000	568.00	428.00	286.00	144.00
102,001 to 104,000	575.00	433.25	289.50	145.75
104,001 to 105,500	589.00	443.75	296.50	149.25


735-153 (1-22)

Vehicles Registered for Farm Use
Form 152

 FEE SCHEDULE VEHICLES REGISTERED FOR FARM USE				
Owners of motor vehicles registered as farm vehicles pay a registration fee based on this schedule. The back of this form contains information about how to determine a vehicle's registration weight. If the vehicle does not already have farm registration plates, a plate fee is required.				
WEIGHT IN POUNDS	One Year	3/4 Year	1/2 Year	1/4 Year
8,000 or Less	\$50.00	•	•	•
8,001 to 10,000	65.00	\$50.75	\$34.50	\$18.25
10,001 to 12,000	75.00	58.25	39.50	20.75
12,001 to 14,000	97.00	74.75	50.50	26.25
14,001 to 16,000	108.00	83.00	56.00	29.00
16,001 to 18,000	129.00	98.75	66.50	34.25
18,001 to 20,000	141.00	107.75	72.50	37.25
20,001 to 22,000	162.00	123.50	83.00	42.50
22,001 to 24,000	172.00	131.00	88.00	45.00
24,001 to 26,000	195.00	148.25	99.50	50.75
26,001 to 28,000	204.00	155.00	104.00	53.00
28,001 to 30,000	226.00	171.50	115.00	58.50
30,001 to 32,000	237.00	179.75	120.50	61.25
32,001 to 34,000	258.00	195.50	131.00	66.50
34,001 to 36,000	270.00	204.50	137.00	69.50
36,001 to 38,000	291.00	220.25	147.50	74.75
38,001 to 40,000	302.00	228.50	153.00	77.50
40,001 to 42,000	324.00	245.00	164.00	83.00
42,001 to 44,000	334.00	252.50	169.00	85.50
44,001 to 46,000	356.00	269.00	180.00	91.00
46,001 to 48,000	366.00	276.50	185.00	93.50
48,001 to 50,000	388.00	293.00	196.00	99.00
50,001 to 52,000	399.00	301.25	201.50	101.75
52,001 to 54,000	409.00	308.75	206.50	104.25
54,001 to 56,000	432.00	326.00	218.00	110.00
56,001 to 58,000	453.00	341.75	228.50	115.25
58,001 to 60,000	463.00	349.25	233.50	117.75
60,001 to 62,000	474.00	357.50	239.00	120.50
62,001 to 64,000	496.00	374.00	250.00	126.00
64,001 to 66,000	517.00	389.75	260.50	131.25
66,001 to 68,000	528.00	398.00	266.00	134.00
68,001 to 70,000	540.00	407.00	272.00	137.00
70,001 to 72,000	561.00	422.75	282.50	142.25
72,001 to 74,000	571.00	430.25	287.50	144.75
74,001 to 76,000	594.00	447.50	299.00	150.50
76,001 to 78,000	604.00	455.00	304.00	153.00
78,001 to 80,000	625.00	470.75	314.50	158.25
80,001 to 82,000	636.00	479.00	320.00	161.00
82,001 to 84,000	657.00	494.75	330.50	166.25
84,001 to 86,000	669.00	503.75	336.50	169.25
86,001 to 88,000	690.00	519.50	347.00	174.50
88,001 to 90,000	700.00	527.00	352.00	177.00
90,001 to 92,000	723.00	544.25	363.50	182.75
92,001 to 94,000	733.00	551.75	368.50	185.25
94,001 to 96,000	754.00	567.50	379.00	190.50
96,001 to 98,000	765.00	575.75	384.50	193.25
98,001 to 100,000	787.00	592.25	395.50	198.75
100,001 to 102,000	798.00	600.50	401.00	201.50
102,001 to 104,000	819.00	616.25	411.50	206.75
104,001 to 105,500	831.00	625.25	417.50	209.75

735-152 (1-22)

Motor Home Registration Fee Schedule
 See Form **465**

 MOTOR HOME SCHEDULE OF REGISTRATION FEES			
<ul style="list-style-type: none"> To qualify for motor home registration, the vehicle must be designed, reconstructed, or permanently altered to provide facilities for human habitation (permanent sleeping and cooking facilities). Permanently mounted campers on pickup or truck frames must be registered as motor homes. Motor home registration fees are calculated according to length, using the following fee schedule. (Any fractions will be rounded down to the full foot.) Motor homes may not exceed 45 feet in length. Motor homes are registered for a two-year period. If a motor home does not already have motor home plates, a plate fee is also required. 			
LENGTH	FEE	LENGTH	FEE
6 - 14 feet	\$ 86.00	30 feet	286.00
15 feet	166.00	31 feet	294.00
16 feet	174.00	32 feet	302.00
17 feet	182.00	33 feet	310.00
18 feet	190.00	34 feet	318.00
19 feet	198.00	35 feet	326.00
20 feet	206.00	36 feet	334.00
21 feet	214.00	37 feet	342.00
22 feet	222.00	38 feet	350.00
23 feet	230.00	39 feet	358.00
24 feet	238.00	40 feet	366.00
25 feet	246.00	41 feet	374.00
26 feet	254.00	42 feet	382.00
27 feet	262.00	43 feet	390.00
28 feet	270.00	44 feet	398.00
29 feet	278.00	45 feet	406.00


735-465 (1-24)

Camper and Travel Trailer Registration Fee Schedule
 Form 464

 CAMPER AND TRAVEL TRAILER SCHEDULE OF REGISTRATION FEES Please see reverse side for additional information.			
LENGTH	FEE	LENGTH	FEE
6 - 10 feet	\$81.00	28 feet	\$207.00
11 feet	88.00	29 feet	214.00
12 feet	95.00	30 feet	221.00
13 feet	102.00	31 feet	228.00
14 feet	109.00	32 feet	235.00
15 feet	116.00	33 feet	242.00
16 feet	123.00	34 feet	249.00
17 feet	130.00	35 feet	256.00
18 feet	137.00	36 feet	263.00
19 feet	144.00	37 feet	270.00
20 feet	151.00	38 feet	277.00
21 feet	158.00	39 feet	284.00
22 feet	165.00	40 feet	291.00
23 feet	172.00	41 feet	298.00
24 feet	179.00	42 feet	305.00
25 feet	186.00	43 feet	312.00
26 feet	193.00	44 feet	319.00
27 feet	200.00	45 feet	326.00

735-464 (1-24)

Tow /Recovery Vehicles Fee Schedule
Form 148

 <p>DMV DEPARTMENT OF TRANSPORTATION DRIVER AND MOTOR VEHICLE SERVICES 1000 NE Oregon Street, Salem, Oregon 97331</p>	<p>FEE SCHEDULE For Tow/Recovery Vehicles</p>	
<p>Use this fee schedule for Tow/Recovery vehicles (TW plates). Tow/Recovery vehicles are registered annually for one full year. If the vehicle does not already have Oregon plates, a plate fee also is required.</p> <p>Beginning January 1, 2024: A \$100 State Board of Towing Fee will be imposed on each Tow and Recovery Vehicle Business Certificate Application (Initial and Renewal) in Oregon. The \$100 fee is an annual fee paid at the time of application, in addition to the \$17 Oregon DMV Business Certificate Fee. The Board fee funds the operational costs and expenses in the administration, implementation and enforcement of the laws and rules regulating the towing industry in Oregon under ORS 822.285 (3).</p> <p>*Vehicles registered in Multnomah County must also pay a \$56 annual county registration fee. Vehicles registered in Washington or Clackamas County must also pay a \$30 annual county registration fee.</p>		
WEIGHT IN POUNDS	REGISTRATION + CERTIFICATE + TOW BOARD FEE	TOTAL FEE
8,000 or Less *	\$63.00 + \$17.00 certificate + \$100 tow board fee	\$180.00
8,001 to 10,000*	\$145.00 + \$17.00 certificate + \$100 tow board fee	\$262.00
10,001 to 12,000*	\$173.00 + \$17.00 certificate + \$100 tow board fee	\$290.00
12,001 to 14,000*	\$187.00 + \$17.00 certificate + \$100 tow board fee	\$304.00
14,001 to 16,000*	\$217.00 + \$17.00 certificate + \$100 tow board fee	\$334.00
16,001 to 18,000*	\$231.00 + \$17.00 certificate + \$100 tow board fee	\$348.00
18,001 to 20,000*	\$260.00 + \$17.00 certificate + \$100 tow board fee	\$377.00
20,001 to 22,000*	\$274.00 + \$17.00 certificate + \$100 tow board fee	\$391.00
22,001 to 24,000*	\$304.00 + \$17.00 certificate + \$100 tow board fee	\$421.00
24,001 to 26,000*	\$318.00 + \$17.00 certificate + \$100 tow board fee	\$435.00
26,001 and over combined	Must register with CCD and pay \$17.00 certificate fee to DMV & \$100 Tow Board fee	\$117.00
<p>In addition to an annual registration fee, the owner of a vehicle used for tow and recovery purposes must pay an annual \$17.00 business certificate fee and \$100 State Board of Towing Fee to DMV for each vehicle.</p> <p>All tow/recovery vehicles with a combined weight over 26,000 pounds must register with CCD. (See below.) The business certificate fee is paid separately to DMV. All tow/recovery vehicles with a combined weight of 26,000 pounds or less must register with DMV and pay the \$17.00 business certificate fee and \$100 Tow Board fee at the same time.</p> <p>Registration weight for tow/recovery vehicles is the weight of the tow vehicle fully equipped for service, not including any part of the weight of the vehicle being towed, unless the towed vehicle includes a trailer with a loaded weight of more than 8,000 pounds. In this case, the loaded weight of the trailer must be included in the registration weight.</p> <p>ALL TOW/RECOVERY VEHICLES WITH A COMBINED WEIGHT OVER 26,000 POUNDS MUST REGISTER WITH CCD. COMBINED WEIGHT IS NOT THE SAME AS REGISTRATION WEIGHT. (See below)</p>		
<p>IMPORTANT NOTICE FOR VEHICLES WITH COMBINED WEIGHT OVER 26,000 POUNDS</p>		
<p>Vehicles subject to weight-mile tax through the Commerce and Compliance Division (CCD) must be registered with CCD. This applies primarily to vehicles with a registration weight of 26,001 pounds or more. This also applies to Tow/Recovery vehicles hauling property for-hire, subject to the registration fees under ORS 803.420(14).</p> <p>Vehicles with registration weights of less than 26,001 pounds also may be subject to weight-mile tax if the vehicle's combined weight is 26,001 pounds or more. This would include, for example, a vehicle used exclusively to tow manufactured structures, since the manufactured structure is not included in the registration weight, but is part of the combined weight. If the combined weight of your vehicle is 26,001 pounds or more, you must register it with CCD. If you do not know if your vehicle is subject to weight-mile tax, contact the Commerce and Compliance Division, 3930 Fairview Industrial Drive SE, Salem, OR 97302. The telephone number is (503) 378-6699.</p> <p>Maximum Weight: The maximum REGISTRATION WEIGHT per single vehicle or combination of vehicles is 105,500 pounds.</p> <p>Regardless of registration weight, variance permits must be obtained when operating vehicles in excess of 80,000 pounds combined weight or any operation that exceeds the maximum allowable weights as described in ORS 818.200. Unlike registration weight, combined weight includes the weight of any camper, trailing vehicles or their loads. Variance permits may be obtained from the Transportation Permit Unit, 3930 Fairview Industrial Drive SE, Salem, OR 97302. The telephone number is (503) 373-0000.</p>		
<p>Your vehicle may be subject to other requirements administered by the Oregon Department of Transportation Commerce and Compliance Division. For more information, contact the Commerce and Compliance Division, 3930 Fairview Industrial Drive SE, Salem, OR 97302. Telephone: (503) 378-6699.</p>		