

TIM NEWSletter

National Traffic Incident Management (TIM) Responder Training Program



October 2017

SUCCESS STORY OF THE QUARTER Saving Lives in Wisconsin



Fire Engine Struck-By on US-41 in Oconto County, WI (Source: Ed Janke)

In March, the Wisconsin Department of Transportation (WisDOT) hosted a Traffic Incident Management Enhancement (TIME) Program stakeholder meeting in the northeast region. During the meeting, Oconto County Sheriff's Office Chief Deputy Ed Janke briefed the attendees on an incident that occurred in December 2016 in Oconto County. Ed is a very strong supporter of the TIME program and an even stronger proponent of TIM principles. Ed is proud to say that nearly every responder agency in Oconto County has now been trained in TIM!

Ed stated that on December 08, 2016, the Oconto County Sheriff's Department, Oconto Police, and Oconto Fire Rescue responded to an injury crash on US-41 in Oconto County. After the responders arrived, a Traffic Incident Management Area was established and a fire engine from Oconto Fire Rescue was positioned as a blocking vehicle. While working the incident, a vehicle traveling at freeway speeds southbound on US-41 drove through the cone taper. Luckily, Dustin Ridings, an Oconto Fire Rescue Firefighter and career Fire Captain for the Green Bay Metro Fire Department, saw the vehicle drive through the taper and continue towards his position. Dustin was forced to jump over an adjacent guardrail to avoid being struck by the vehicle. The vehicle then struck the rear of the fire engine, still operating at freeway speeds. The force of the impact bent the frame on the fire engine and it is anticipated that the engine will be totaled out. The driver was not seriously injured.

Continued on page 2

Note from the SHRP2 National TIM Responder Training Program Manager

Greetings again, TIM Champions!

We are fast approaching 300,000 responders trained and there is no stopping our march to a million now. It's truly amazing how successful the SHRP2 TIM Responder Training continues to be. There is no denying it! You know as well as I do that the training is making a difference, saving lives, time and money.

That said, now let me share some bad news. The National Highway Traffic Safety Administration (NHTSA) National Center for Statistics and Analysis (NCSA) reports that 35 States showed an increase in traffic fatalities between 2014 and 2015, resulting in an additional 2,612 fatalities. Furthermore, 10 percent of fatal crashes, 15 percent of injury crashes, and 14 percent of all police-reported motor vehicle traffic crashes in 2015 were reported as distraction-affected crashes.

DISTRACTED DRIVING IS
NOW CONSIDERED THE
NEW DRUNK DRIVING AND IS
A REAL THREAT TO RESPONDER
AND MOTORIST SAFETY.

Continued on page 2

October 2017

Continued from page 1

SUCCESS STORY OF THE QUARTER Saving Lives in Wisconsin



(Source: Ed Janke)

Ed stated that if Dustin hadn't been continually watching traffic while working within the Traffic Incident Management Area he would have been killed. In addition, if the fire engine had not successfully stopped the vehicle, there could have been a number of the other responders either killed or injured as well. By the proper placement of the fire engine to act as a blocking vehicle, lives were saved. Thank God TIM works!

David L. Spakowicz

*TIME Program Manager
(DTSD Consultant)*

*Wisconsin Department of
Transportation*

david.spakowicz@dot.wi.gov

PLEASE REMEMBER TO SUBMIT
YOUR SUCCESSES TO

FHWATIMTRAINING@HNTB.COM

EACH QUARTER WE WILL
SELECT A SUCCESS STORY TO
SHARE IN THE TIM NEWSLETTER.

PICTURES ARE ALSO WELCOME AND
MUCH APPRECIATED.

SAVE THE DATE

Traffic Incident Response Week November 13-17, 2017

The Federal Highway Administration (FHWA) is issuing a call to action for the first annual Traffic Incident Response Week. The 2017 goal is to increase driver knowledge of State quick clearance laws and how to keep motorists and responders safe on the roads.

Ideas for participating in this event include offering local traffic reporters and other media the opportunity to ride along with local responders or Safety Service Patrols, providing transportation management center (TMC) tours, conducting multiple TIM training courses, or issuing public service announcements. We encourage you to start identifying ways your agency can participate in this important event. A toolkit focused on community outreach will be available this fall.

Continued from page 1

Note from the SHRP2 National TIM Responder Training Program Manager

Additional findings from NCSA's analysis of 2015 data include:

- Still a significant issue, alcohol-impaired driving (blood alcohol concentrations (BAC) equal to or above the legal limit of 0.08) was involved in 29 percent of traffic fatalities.
- There were 9,557 speeding-related fatalities and almost four out of five (7,578) occurred on non-interstates.
- Most people killed in traffic crashes were drivers (50%), followed by passengers (18%), pedestrians (15%), motorcyclists (14%), and pedal cyclists (2%).

I share these findings to once again underscore the high-risk business of TIM and why we must continue the charge of training responders. Struck-by fatalities, represented above as pedestrian fatalities, continue to be a concern for responders, as well as motorists. The issue of responder struck-bys is further compounded by the lack of consistent reporting across all disciplines. Regardless, we must keep pressuring our Federal, State, and local leaders to promote and support the training because one responder struck-by is too many.

Be safe!

Jim


James G. Austrich

*SHRP2 National TIM Responder Training Program Manager
Federal Highway Administration, Office of Transportation Operations
(202) 366-0731, james.austrich@dot.gov*

October 2017

TIM TRAINING BEST PRACTICES

New Jersey TIM Training and Capacity Building Videos



TIM Overview: NJ Statewide TIM Program Video (Source: NJDOT)

The New Jersey Department of Transportation (NJDOT) recently produced four videos that showcase TIM training and capacity building initiatives and activities, and promote TIM and traffic operations concepts and their implementation in New Jersey:

- **TIM Overview: NJ Statewide TIM Program** – Showcases recent TIM training activities, and the benefits of comprehensive and collaborative TIM training.
- **TIM Case Studies: Lessons Learned from Recent Events** – Provides lessons learned from the response to three recent traffic incidents.
- **NJ/NY Joint TIM Training (September 2016)** – Follows the day's activities at the TIM training event organized jointly by the NJDOT, NJ State Police, and New York State DOT on September 28, 2016.
- **Overview of NJDOT Transportation Systems Management & Operations (TSM&O)** – Takes you behind the scenes of traffic management and operations activities performed by NJDOT and partner agencies.

The videos are available on the NJ TIM website: www.njtim.org.

This comprehensive website includes an interactive map that lists available TIM training sessions across the State and allows individuals to register for the sessions. There is also a request form available for agencies that are interested in having a TIM training session in their area. Additionally, the site provides a number of resources, including publications, frequently asked questions, a TIM media gallery with photos, and information on working groups related to TIM activities.

For further information regarding the NJ TIM program, please contact Mike Moran, NJDOT, at mike.moran@dot.nj.gov.

MICHIGAN OUTSTANDING TRAFFIC SAFETY ACHIEVEMENT AWARD

Angie Kremer



(Source: Angie Kremer)

In March of 2017, the Michigan Governor's Traffic Safety Advisory Commission (GTSAC) honored Angie Kremer with the 2016 Outstanding Traffic Safety Achievement Award. The GTSAC was created by a Governor's Executive Order in 2002, to address traffic safety in Michigan. The GTSAC includes representatives from various State departments and offices, local and State law enforcement, and county road commissions. Each year individuals and groups are honored by the GTSAC for their special involvement and dedication to traffic safety.


Angie was nominated for the award by Dave Morena from the FHWA Michigan Division for her involvement and dedication to the Michigan Traffic Incident Management Effort (MI-TIME). In the award application, Angie's leadership in implementing the National TIM Responder Training Program was highlighted, along with her efforts related to passing Hold Harmless Legislation and adding two secondary crash questions to the Michigan crash report.

Congratulations Angie!

October 2017

SLOW DOWN, MOVE OVER

American Towman Spirit Ride



Spirit Casket (Source: American Towman)

The Spirit Ride is designed to draw media attention to Move Over Laws and the needless sacrifices towers and other first responders make in serving the motoring public and transportation industry. The Spirit Casket pays tribute to those towers who paid the ultimate sacrifice while working America's roadways.

The Spirit Casket began its journey in June 2017 and is being relayed from carrier to carrier across the country, passing through towns and cities to draw as much national and local media attention as possible.

The symbol of the grab hook swinging across the star, which was first seen on the American Towman Medal in 1989, is painted on the top of the casket. For nearly three decades, this symbol has represented bravery and rescue to the towing industry.

Towers may be part of the Spirit Ride in more than one way. A tow company may carry the casket for a leg of the journey, or may join the procession, or show up for a ceremonial rally to greet the procession. A tower may also help with promoting the Spirit Ride to local media. Additional information, along with schedules and current ride routes can be found online at atspiriride.com.

EVERY DAY COUNTS 4 (EDC-4)

Using Data to Improve Traffic Incident Management

Effective TIM programs in the future will rely on data collection, analysis, and reporting to measure performance and identify where, when, and how TIM can be improved. Through the fourth round of its Every Day Counts program (EDC-4), FHWA is promoting low-cost, off-the-shelf technologies to assist agencies in expanding the amount and quality of TIM data that they collect. The data can then be used to recognize trends, institutionalize programs, identify areas for improvement, develop consequence modeling, and inform the public of future plans.

Central to the FHWA emphasis on TIM data collection and performance measurement is the adoption of three national TIM performance measures:

- **Roadway Clearance Time (RCT)** - Time between the first recordable awareness of an incident by a responsible agency and the first confirmation that all lanes are available for traffic flow.
- **Incident Clearance Time (ICT)** - Time between the first recordable awareness of an incident by a responsible agency and the time at which the last responder has left the scene.
- **Secondary Crashes** - The number of unplanned crashes beginning with the time of detection of the primary crash where a collision occurs either a) within the incident scene or b) within the queue, including the opposite direction, resulting from the original incident.

TIM data can be collected through computer-aided dispatch systems, traffic management center software, or through traffic crash reporting systems. Improving data collection at the State and local level is the foundation of EDC-4, and efforts are underway to work with participating States to assess their current TIM data collection and move efforts forward over the next two years.

Using comparable data reporting and metrics will increase transparency in demonstrating program effectiveness to stakeholders. It can also help justify future funding for TIM resources by quantifying its safety and economic benefits. Accelerating this data collection and including it in performance management will help TIM programs realize their full potential for keeping motorists and incident responders safer and roads and highways clear.

For additional information about this effort, please contact Paul Jodoin, TIM Program Manager, Federal Highway Administration, Office of Transportation Operations, at paul.jodoin@dot.gov or (202) 366-5465.

every day counts
An Innovation Partnership with States 

L32C POST-COURSE ASSESSMENT TOOL

Results as of August 28, 2017

Level 1 - Course Evaluation

The table below provides the percentage of positive responses (selection of Strongly Agree or Agree) received by the 290 individuals that completed the course evaluation after taking the Responder Training Course.

Question	Positive response
The content of this training course was valuable to me in developing my knowledge of TIM.	94.1%
The content of this training appropriately built on my existing knowledge of TIM.	93.4%
I am satisfied that the learning objectives for this training were met.	95.5%
I believe that the time dedicated to the training was appropriate.	87.2%
During the training I learned methods/practices that I can apply to help mitigate incident impacts.	93.2%
The course helped me further appreciate the responder and motorist safety element of TIM and how quick clearance also promotes safety.	95.2%

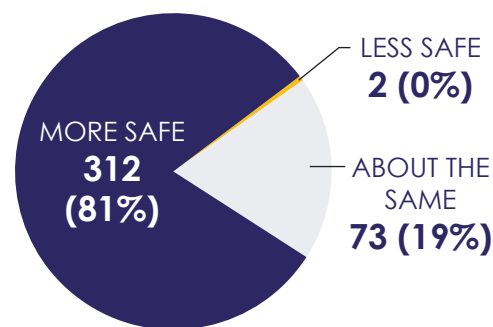
Level 2 - Pre- and Post-Test

A significant improvement in test scores has been seen for both the Responder Training and the Train-the-Trainer courses.

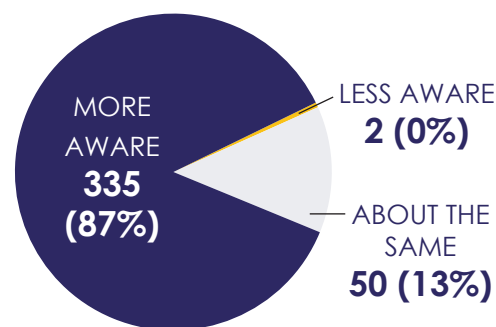
Test	Number of users	Average number correct	Total number of questions	Percent correct
Train-the-Trainer Course				
Pre-Test	493	11.84	20	59.2%
Post-Test	619	33.62	40	84.1%
PERCENT IMPROVEMENT				42.0%
Responder Training Course				
Pre-Test	635	4.35	10	43.5%
Post-Test	203	16.24	20	81.2%
PERCENT IMPROVEMENT				86.7%

Level 3 - Implementation Survey

Since receiving the training, how would you describe your overall level of safety when working at traffic incident scenes?

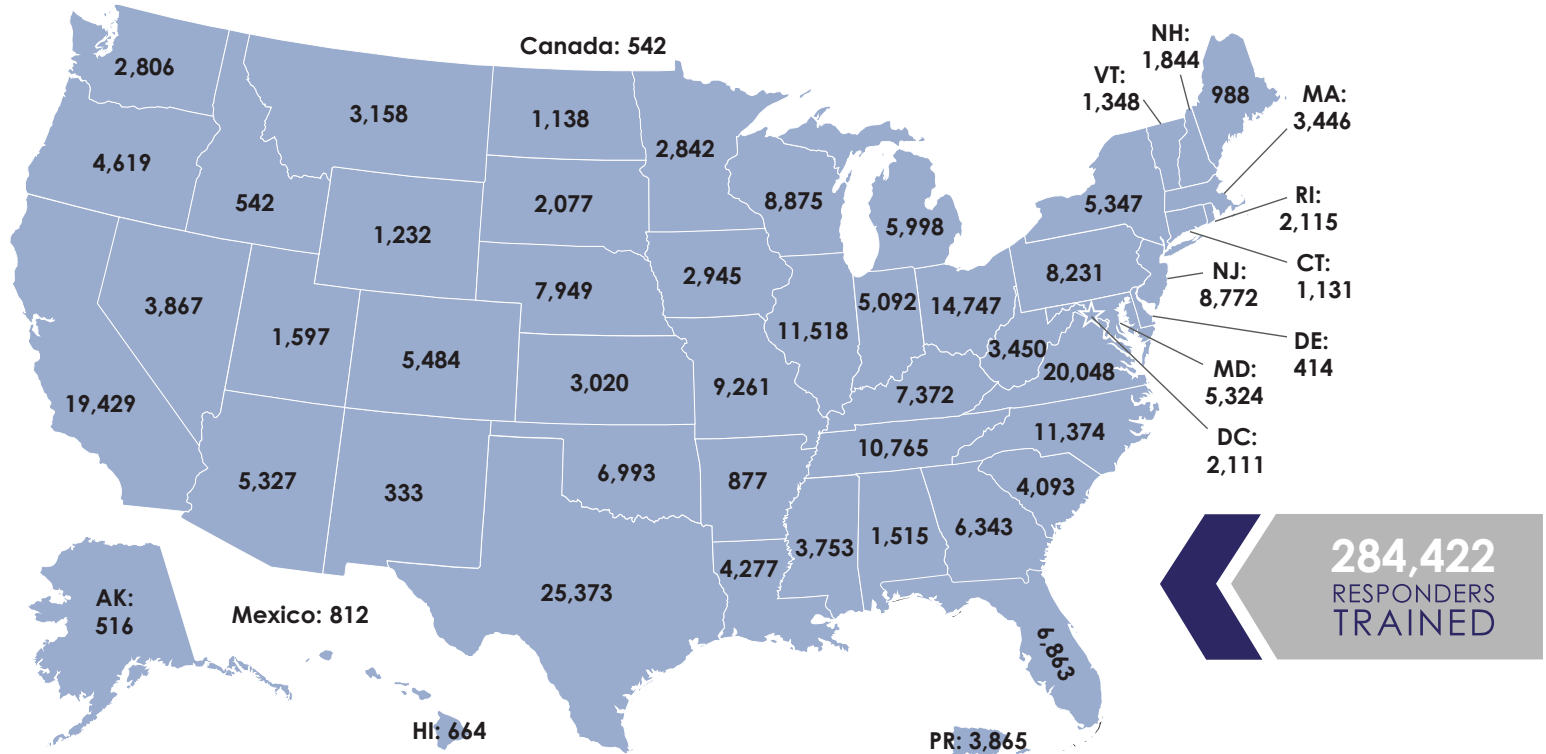


Since receiving the training, how would you describe your awareness and efforts to minimize secondary caches at traffic incident scenes?



NATIONAL TIM RESPONDER TRAINING PROGRAM IMPLEMENTATION PROGRESS

Total Trained as of October 2, 2017



TRAINING TOTALS

Discipline	Train-the-Trainer	Responder Training	Web-Based Training*	Total	Percent
Law Enforcement	3,020	76,529	1,756	81,305	28.6%
Fire/Rescue	3,384	98,186	3,366	104,936	36.9%
Towing and Recovery	603	22,191	102	22,896	8.1%
EMS	554	12,915	291	13,760	4.8%
Transportation/Public Works	1,713	28,720	150	30,583	10.8%
Other Disciplines	714	9,416	20,812	30,942	10.9%
Total Trained	9,988	247,957	26,477	284,422	100.0%
Number of Sessions	330	10,851	—	—	—

* Discipline breakdown for the National Highway Institute Web-Based Training not currently available; defaulted to "Other Disciplines" category.

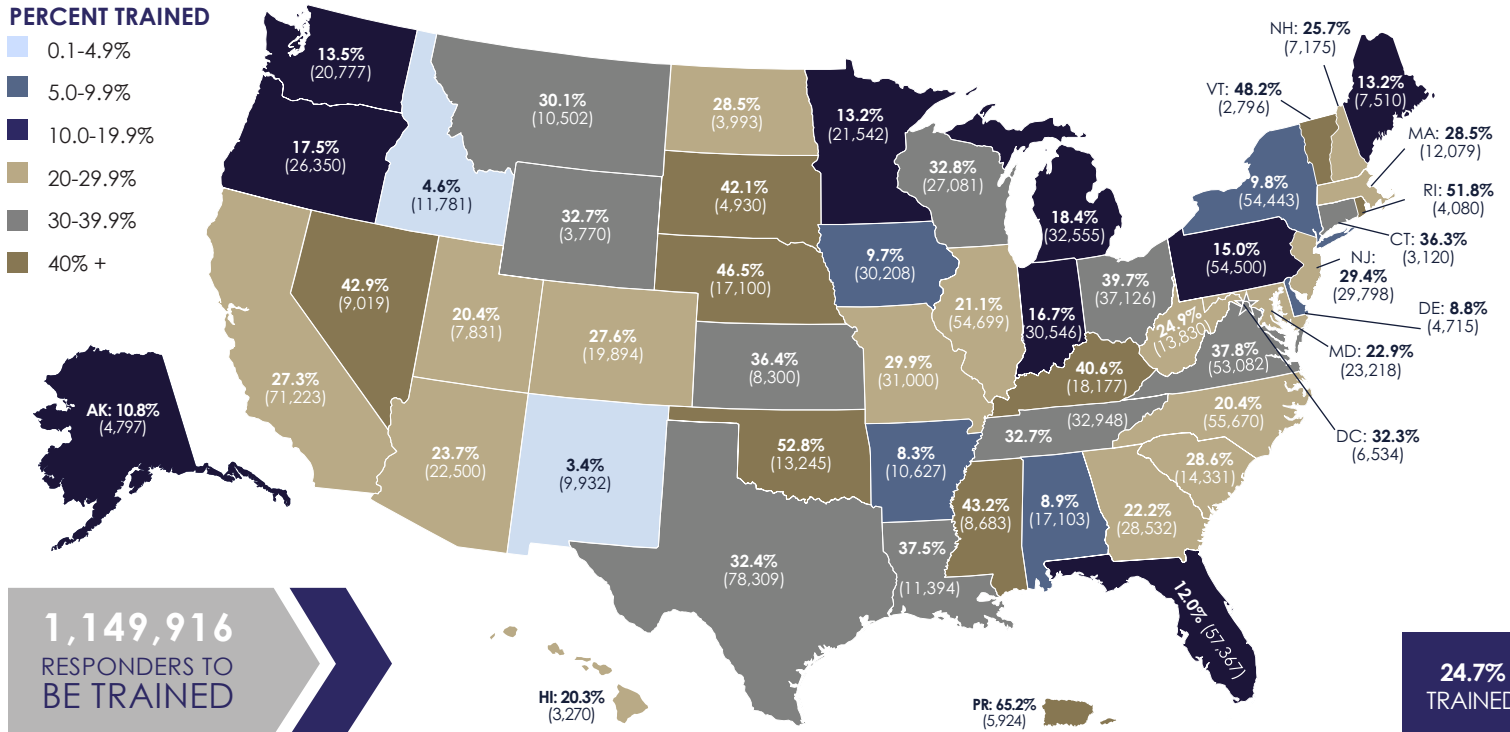


October 2017

NATIONAL TIM RESPONDER TRAINING PROGRAM IMPLEMENTATION PROGRESS Percent Trained by State as of October 2, 2017

PERCENT TRAINED

- 0.1-4.9%
- 5.0-9.9%
- 10.0-19.9%
- 20-29.9%
- 30-39.9%
- 40% +

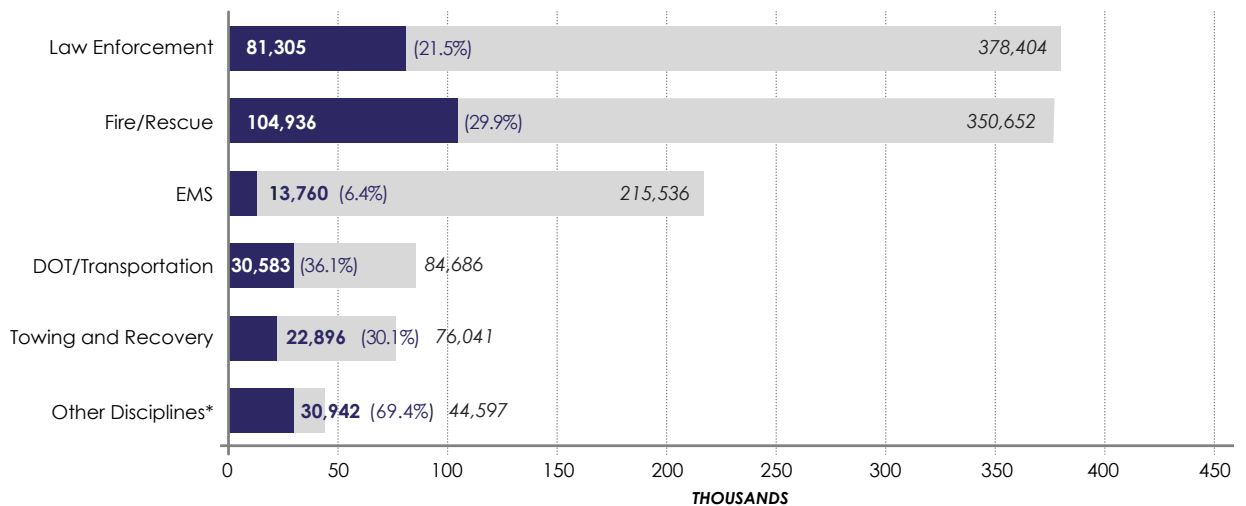


1,149,916
RESPONDERS TO BE TRAINED

24.7%
TRAINED

TOTAL TRAINED BY DISCIPLINE

- Total to be trained
- Total trained



* National Highway Institute Web-Based Training totals are included in "Other Disciplines" category.