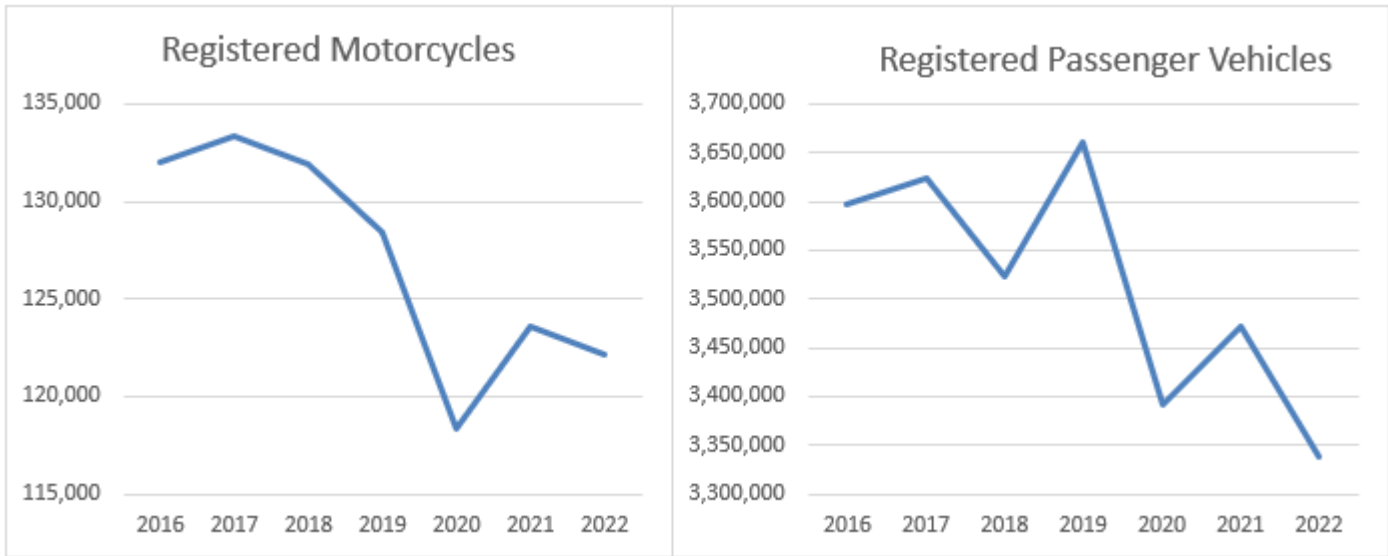


Registered Motorcycles and Passenger Vehicles

| YEAR | Registered Motorcycles | Registered Passenger Vehicles |
|------|------------------------|-------------------------------|
| 2012 | 127,037 | 3,306,383 |
| 2013 | 127,566 | 3,344,749 |
| 2014 | 128,416 | 3,401,138 |
| 2015 | 130,621 | 3,481,291 |
| 2016 | 132,065 | 3,596,202 |
| 2017 | 133,318 | 3,623,452 |
| 2018 | 131,866 | 3,522,284 |
| 2019 | 128,377 | 3,661,831 |
| 2020 | 118,345 | 3,391,305 |
| 2021 | 123,579 | 3,471,272 |
| 2022 | 122,189 | 3,337,554 |



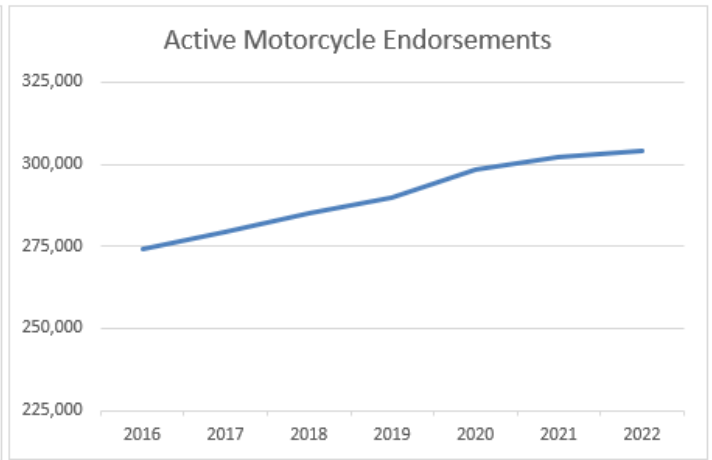
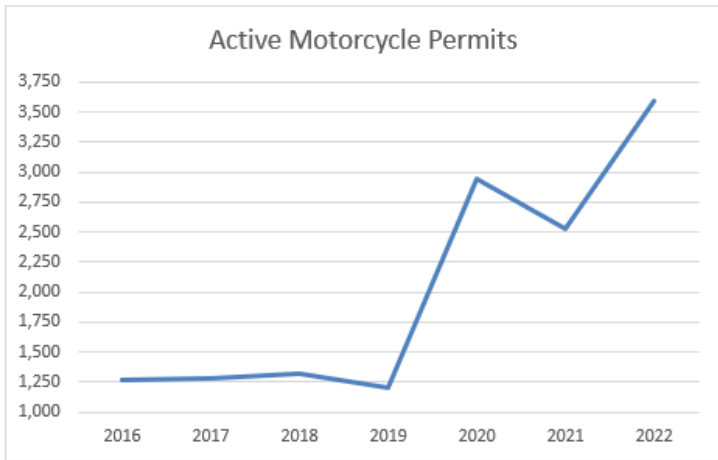
The total counts on this page represent the number of currently registered vehicles on a given date. DMV runs this report upon request to obtain the numbers of actively registered vehicles. These numbers will never be exact due to the ebb and flow of expired or newly renewed registration.

Registration counts for motorcycle registration shows fluctuation throughout the last decade with the previous three years declining in active registration. 2021 is the first year showing an increase in motorcycle registrations since 2017.

Historical background: A severe backlog of vehicle transactions occurred due to the COVID-19 pandemic and wildfires that caused office closures and a fluctuation in staffing levels. On May 4, 2021, DMV completed processing all mailed vehicle transactions received by December 31, 2020. The vehicle registrations show an increase for the year of 2021. As of July 2021 DMV was accepting all vehicle transactions in field offices again, as well as processing any transactions that were received via mail at headquarters.

Active Driving Privileges

| Year | Active Motorcycle Instruction Permits | Active Motorcycle Endorsements | Total Active Drivers (ALL Licensed types) |
|------|---------------------------------------|--------------------------------|---|
| 2012 | 2,080 | 253,867 | 2,925,937 |
| 2013 | 1,659 | 259,094 | 2,924,193 |
| 2014 | 1,513 | 263,339 | 2,930,268 |
| 2015 | 1,395 | 268,362 | 2,948,208 |
| 2016 | 1,261 | 274,031 | 3,001,642 |
| 2017 | 1,285 | 279,519 | 3,060,216 |
| 2018 | 1,317 | 285,251 | 3,022,884 |
| 2019 | 1,202 | 289,736 | 3,295,265 |
| 2020 | 2,945 | 298,330 | 3,303,444 |
| 2021 | 2,524 | 302,039 | 3,380,924 |
| 2022 | 3,597 | 303,933 | 3,415,808 |



Active rider statistics are pulled from a report upon request to obtain the number of active drivers. These numbers are a snapshot in time and are subject to change due to the ebb and flow of issued, renewed or expired driving privileges. Active drivers do not include persons whose driving privileges are expired.

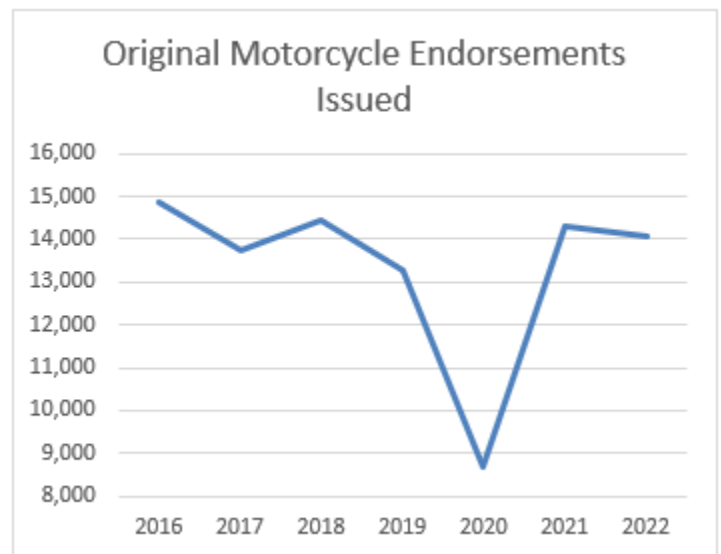
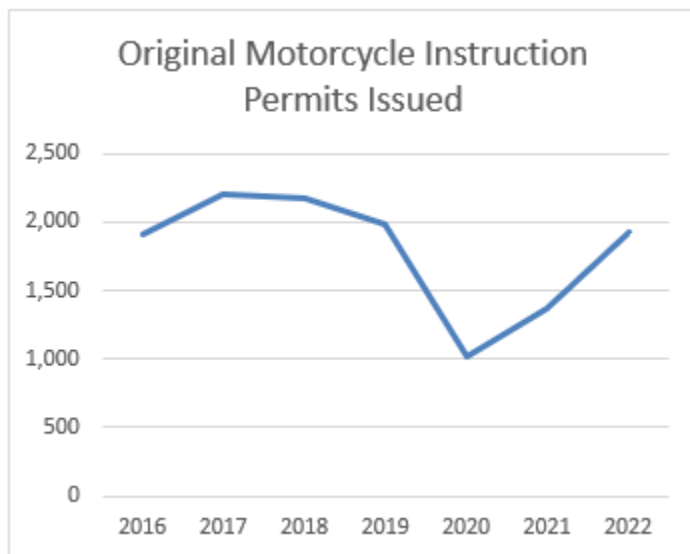
A rise in endorsements combined with a fall in permits for 2021 suggests that with less closures due to the Pandemic and wildfires, Oregonians are going straight for their endorsements once again. However, in 2022 we have seen a dramatic increase in permit issuance/renewals. With the pandemic easing, more people are still showing interest in outdoor recreation and alternative transportation options.

Historical background: After exhaustive research, and many programming attempts, discovering what data elements were used to pull previous years statistical data points was unsuccessful in 2020.

DMV finalized a full operating system modernization on July 6, 2020, called OLIVR. The parameters in which OLIVR views and gathers data is much different from the previous Legacy system. The data points reflected in this report are a new baseline as of 2020, and will not show true comparative data for at least three or more years.

Motorcycle Endorsement and Instruction Permit Issuances

| YEAR | Motorcycle Instruction Permits Issued | Original Motorcycle Endorsements Issued |
|------|---------------------------------------|---|
| 2012 | 3,377 | 13,247 |
| 2013 | 2,611 | 12,987 |
| 2014 | 2,330 | 12,614 |
| 2015 | 2,197 | 13,995 |
| 2016 | 1,913 | 14,884 |
| 2017 | 2,200 | 13,761 |
| 2018 | 2,171 | 14,435 |
| 2019 | 1,986 | 13,268 |
| 2020 | 1,018 | 8,670 |
| 2021 | 1,369 | 14,318 |
| 2022 | 1,921 | 14,045 |



Original issuances of a motorcycle endorsement account for the first time a person is issued an Oregon motorcycle endorsement. Original endorsements are issued to riders who have completed mandatory rider education or new to Oregon riders who may already hold riding privileges out-of-state.

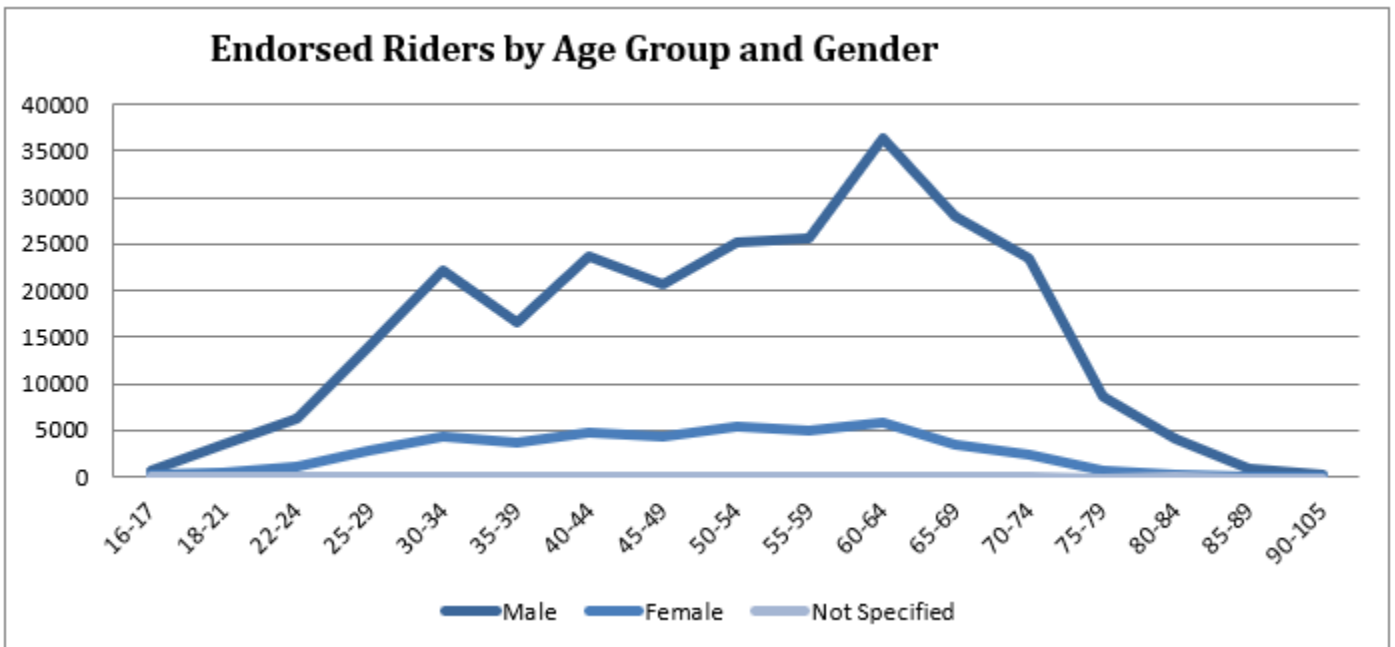
Original motorcycle instruction permit issuances account for existing Oregon residents obtaining a permit for the first time. To obtain an instruction permit for the first time, a person must successfully pass the motorcycle knowledge and vision tests at DMV. DMV does offer an option to renew instruction permits, within one year of expiration.

We are seeing a remarkable increase of motorcycle instruction permits over the last two years and are on a trend to be back in the ranges prior to the Covid-19 pandemic.

Historical background: 2020 issuance statistics are lower due to several contributing factors. DMV field offices closed for three months at the start of the Covid-19 pandemic. Team Oregon courses, due to site restrictions, were forced to suspend courses for three months due to the Covid-19 pandemic. Severe wildfires all over the state again affected DMV and Team Oregon's ability to offer services to Oregonians seeking motorcycle permits and endorsements. Varying by location, this impact lasted roughly one to four weeks of the summer.

2022 Riders by Age Group and Gender

| Age | Male | Female | Not Specified | Total |
|--------|--------|--------|---------------|--------|
| 16-17 | 655 | 101 | 1 | 757 |
| 18-21 | 3,478 | 425 | 13 | 3,916 |
| 22-24 | 6,203 | 1,024 | 22 | 7,249 |
| 25-29 | 14,039 | 2,731 | 68 | 16,838 |
| 30-34 | 22,200 | 4,354 | 78 | 26,632 |
| 35-39 | 16,634 | 3,560 | 51 | 20,245 |
| 40-44 | 23,605 | 4,780 | 35 | 28,420 |
| 45-49 | 20,619 | 4,194 | 16 | 24,829 |
| 50-54 | 25,230 | 5,292 | 14 | 30,536 |
| 55-59 | 25,520 | 4,893 | 14 | 30,427 |
| 60-64 | 36,326 | 5,850 | 9 | 42,185 |
| 65-69 | 27,914 | 3,513 | 8 | 31,435 |
| 70-74 | 23,374 | 2,306 | 7 | 25,687 |
| 75-79 | 8,605 | 656 | 0 | 9,261 |
| 80-84 | 3,994 | 251 | 1 | 4,246 |
| 85-89 | 962 | 41 | 0 | 1,003 |
| 90-105 | 253 | 14 | 0 | 267 |

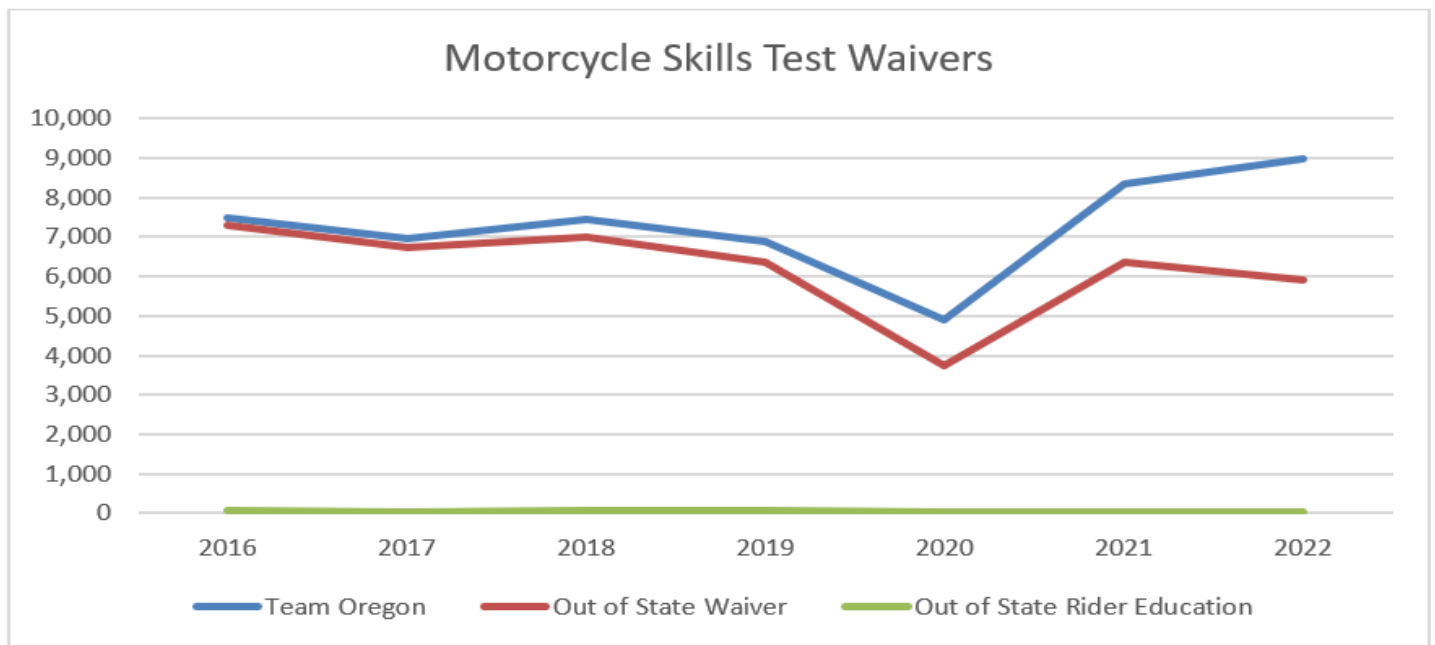


The age group of endorsed riders reached its peak between the ages of 60 and 64 for males and females in 2022 which mirrors the age and gender trends of endorsed riders for the past few years. Males continue to represent 86 percent of Oregon’s active rider population.

Not Specified means an applicant has chosen not to identify as male or female and their gender has been recorded as “not specified” in DMV records.

Motorcycle Skills Test Waivers

| Year | Team Oregon | Out of State Waiver | Out of State Rider Education |
|------|-------------|---------------------|------------------------------|
| 2012 | 8,113 | 4,074 | 100 |
| 2013 | 8,194 | 4,307 | 77 |
| 2014 | 8,142 | 4,689 | 80 |
| 2015 | 8,385 | 5,550 | 62 |
| 2016 | 7,484 | 7,312 | 50 |
| 2017 | 6,953 | 6,735 | 56 |
| 2018 | 7,439 | 6,981 | 63 |
| 2019 | 6,889 | 6,359 | 54 |
| 2020 | 4,902 | 3,729 | 39 |
| 2021 | 8,360 | 6,362 | 51 |
| 2022 | 8,962 | 5,906 | 110 |

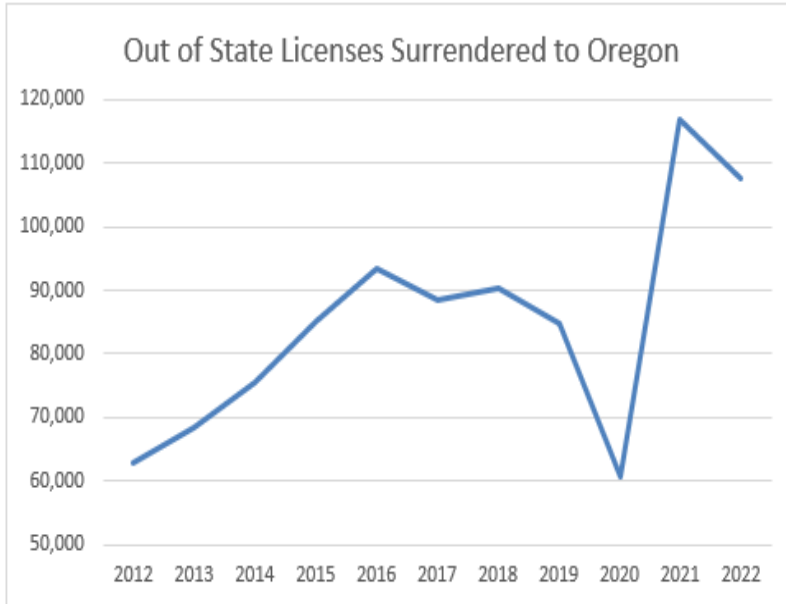


Team Oregon waivers account for a person who successfully completed a classroom or online Basic Rider Training (BRT) or Intermediate Rider Training (IRT) course and has been issued a driving privilege with a motorcycle endorsement. Upon application for the endorsement, DMV will waive the motorcycle skills test requirement within two years of successful completion of a classroom or online BRT or IRT course and a motorcycle endorsement is issued to the applicant.

Out-of-State waivers account for a person who surrenders a valid motorcycle endorsement issued from another state, or jurisdiction. Upon surrender of the driving privilege, DMV waives the testing requirements and a motorcycle endorsement is issued to the applicant.

DMV will issue a motorcycle endorsement for an Oregonian who is temporarily out of state, an active-duty military person or their dependent while stationed out of state. An applicant must submit an application packet with proof of completion of an approved Rider Education Course, completed while outside of the state of Oregon.

Driving Privileges Surrendered from Other Jurisdictions



| Surrendered Driving Privileges | |
|--------------------------------|---------|
| 2010 | 60,234 |
| 2011 | 59,643 |
| 2012 | 62,900 |
| 2013 | 68,446 |
| 2014 | 75,478 |
| 2015 | 85,114 |
| 2016 | 93,428 |
| 2017 | 88,562 |
| 2018 | 90,311 |
| 2019 | 84,658 |
| 2020 | 60,726 |
| 2021 | 116,880 |
| 2022 | 107,630 |

The table above shows the number of driving privileges surrendered to Oregon each year from another jurisdiction. These numbers represent commercial and non-commercial driving privileges.

The table below shows surrender data from 2022. This includes which jurisdictions applicants have surrendered a driving privilege from and what mandatory rider education requirements that jurisdiction has, if available. There are no existing reports that share surrendered endorsement data from specific jurisdictions.

| State | Licenses surrendered | Rider Education | State | Licenses Surrendered | Rider Education | State | Licenses Surrendered | Rider Education |
|----------------|----------------------|-----------------|------------------|----------------------|-----------------|-----------------------|----------------------|-----------------|
| California | 31,275 | <21 | Massachusetts | 891 | <18 | Taiwan | 209 | N/A |
| Washington | 21,507 | All Riders | New Mexico | 856 | <18 | Mississippi | 201 | No |
| Arizona | 5,119 | <18 | Tennessee | 793 | No | Vermont | 177 | All Riders |
| Texas | 4,308 | All Riders | Indiana | 751 | No | Germany | 151 | All Riders |
| Idaho | 3,959 | <21 | Oklahoma | 637 | <18 | British Columbia | 148 | No |
| Colorado | 3,410 | <16 | Maryland | 630 | <18 | Delaware | 130 | <18 |
| Florida | 3,072 | All Riders | Iowa | 590 | <18 | Alberta | 110 | No |
| Nevada | 2,703 | <18 | New Jersey | 582 | <18 | West Virginia | 110 | No |
| Utah | 2,212 | No | Louisiana | 553 | No | Guam | 104 | N/A |
| Illinois | 1,663 | <18 | South Carolina | 553 | <18 | Ontario | 102 | No |
| New York | 1,661 | <18 | Kansas | 537 | No | Japan | 97 | All Riders |
| Hawaii | 1,385 | <18 | Alabama | 445 | No | Rhode Island | 87 | All Riders |
| Montana | 1,314 | No | Arkansas | 422 | No | Mariana Islands | 74 | N/A |
| North Carolina | 1,216 | <18 | Wyoming | 420 | No | United Mexican States | 68 | N/A |
| Alaska | 1,169 | No | Nebraska | 392 | No | Puerto Rico | 61 | N/A |
| Ohio | 1,154 | <18 | Connecticut | 370 | All Riders | American Samoa | 32 | N/A |
| Pennsylvania | 1,072 | <18 | Kentucky | 344 | No | Quebec | 22 | All Riders |
| Minnesota | 1,103 | <18 | South Dakota | 341 | No | Virgin Islands | 15 | N/A |
| Michigan | 1,084 | <18 | North Dakota | 258 | <16 | Saskatchewan | 13 | No |
| Georgia | 1,032 | No | South Korea | 243 | N/A | Manitoba | 11 | All Riders |
| Virginia | 1,032 | <18 | New Hampshire | 238 | <18 | Canada | 4 | No |
| Missouri | 967 | <18 | District of Col. | 214 | Demo Course | Nova Scotia | 3 | No |
| Wisconsin | 947 | <18 | Maine | 211 | All Riders | New Brunswick | 2 | All Riders |
| | | | | | | Prince Edward Island | 1 | No |

*MSF State Motorcycle Operator Licensing - 2018