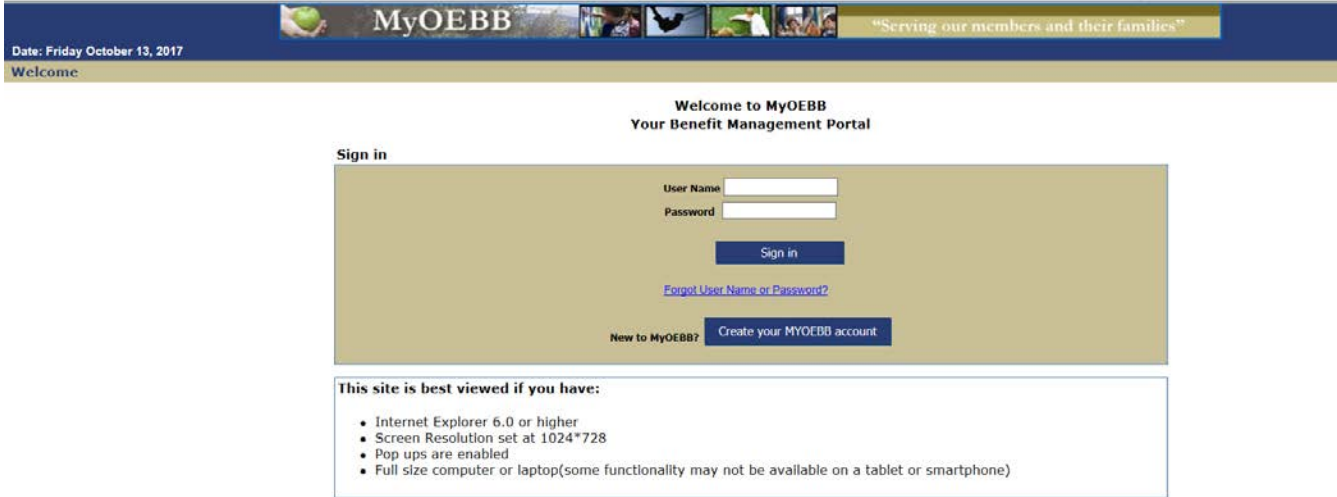


How to Update Beneficiaries



MyOEBB "Serving our members and their families"

Date: Friday October 13, 2017
Welcome

Welcome to MyOEBB
Your Benefit Management Portal

Sign in

User Name
Password

Sign in

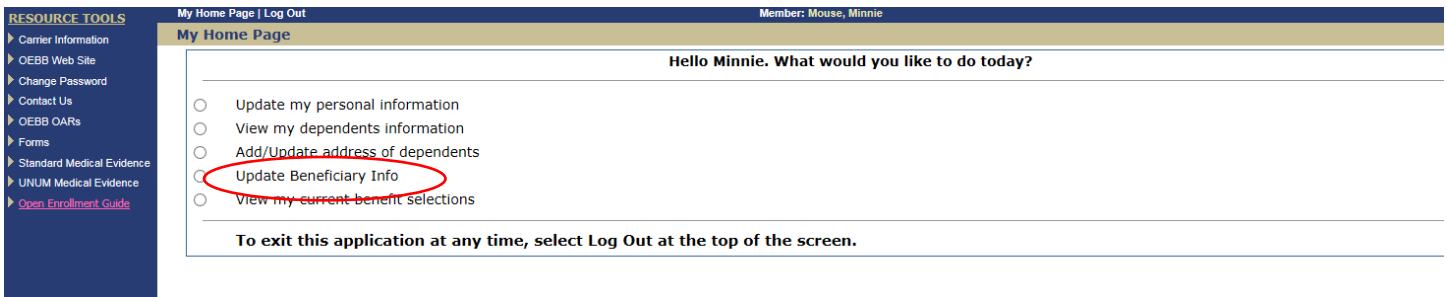
[Forgot User Name or Password?](#)

New to MyOEBB? **Create your MYOEBB account**

This site is best viewed if you have:

- Internet Explorer 6.0 or higher
- Screen Resolution set at 1024*728
- Pop ups are enabled
- Full size computer or laptop (some functionality may not be available on a tablet or smartphone)

Go to www.OEBBenroll.com and log into MyOEBB. (If you have difficulty logging in, click the link "Forgot User Name or Password" just below the "Sign in" button.)



My Home Page | Log Out Member: Mouse, Minnie

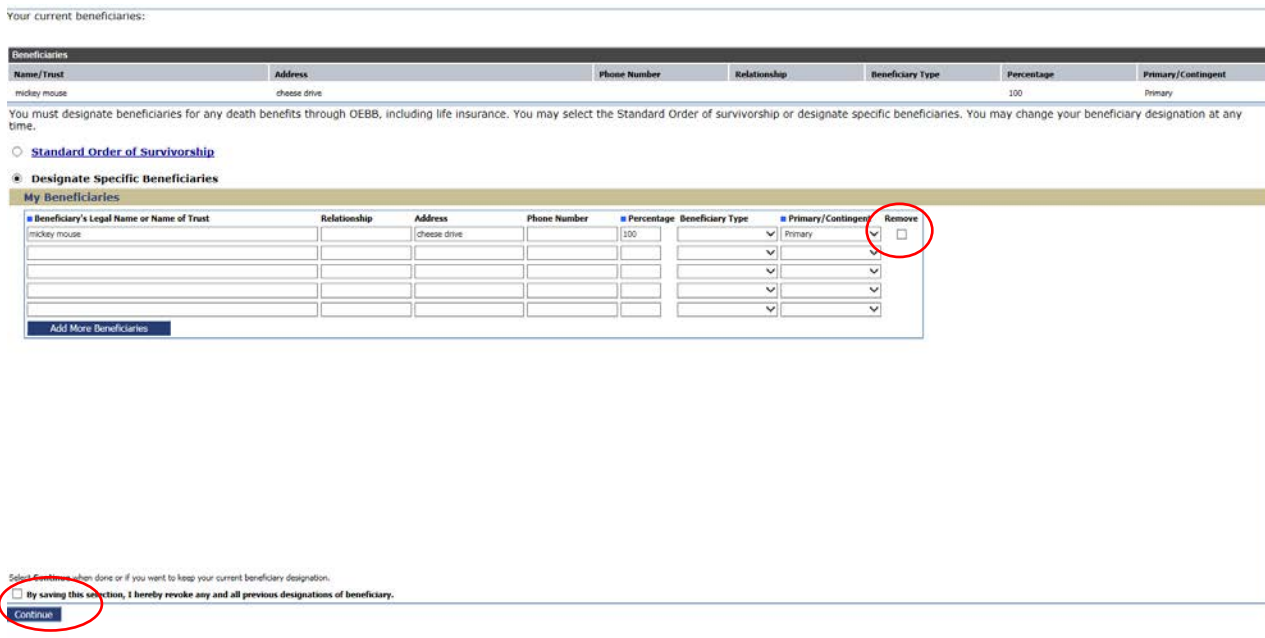
My Home Page

Hello Minnie. What would you like to do today?

- Update my personal information
- View my dependents information
- Add/Update address of dependents
- Update Beneficiary Info
- View my current benefit selections

To exit this application at any time, select Log Out at the top of the screen.

Select Update Beneficiary Info.



Your current beneficiaries:

Name/Trust	Address	Phone Number	Relationship	Beneficiary Type	Percentage	Primary/Contingent
mickley mouse	cheese drive				100	Primary

You must designate beneficiaries for any death benefits through OEBB, including life insurance. You may select the Standard Order of survivorship or designate specific beneficiaries. You may change your beneficiary designation at any time.

Standard Order of Survivorship

Designate Specific Beneficiaries

My Beneficiaries

Beneficiary's Legal Name or Name of Trust	Relationship	Address	Phone Number	Percentage	Beneficiary Type	Primary/Contingent	Remove
mickley mouse		cheese drive		100		Primary	<input checked="" type="checkbox"/>
							<input type="checkbox"/>
							<input type="checkbox"/>
							<input type="checkbox"/>
							<input type="checkbox"/>

Add More Beneficiaries

Select **Continue** when done or if you want to keep your current beneficiary designation.

By saving this selection, I hereby revoke any and all previous designations of beneficiary.

Continue

©Copy, 2014 OEBB | Oregon Health Authority | Privacy Policy

Check the "Remove Box" first, then add new beneficiaries. Check the box at the bottom, and then click "Continue". This will take you back to the first page. You can click on Update Beneficiary Info to see your new entries.