Childhood Immunization

Health Outcome Metric

Percent of two-year olds who received recommended vaccines

Foundational program area: Communicable Disease Control

Data source: ALERT Immunization Information System, 2017

Benchmark source: 80%, Oregon State Health Improvement Plan (SHIP) 2020 target

By race and ethnicity

Statewide 2017
Race/ethnicity 2017

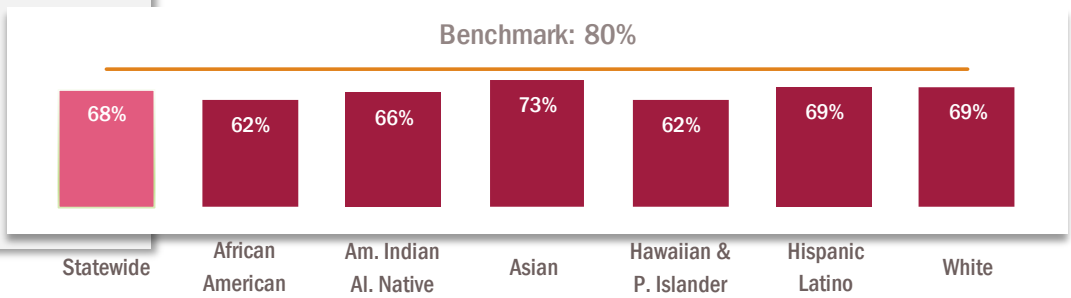

By county

Oregon 2017

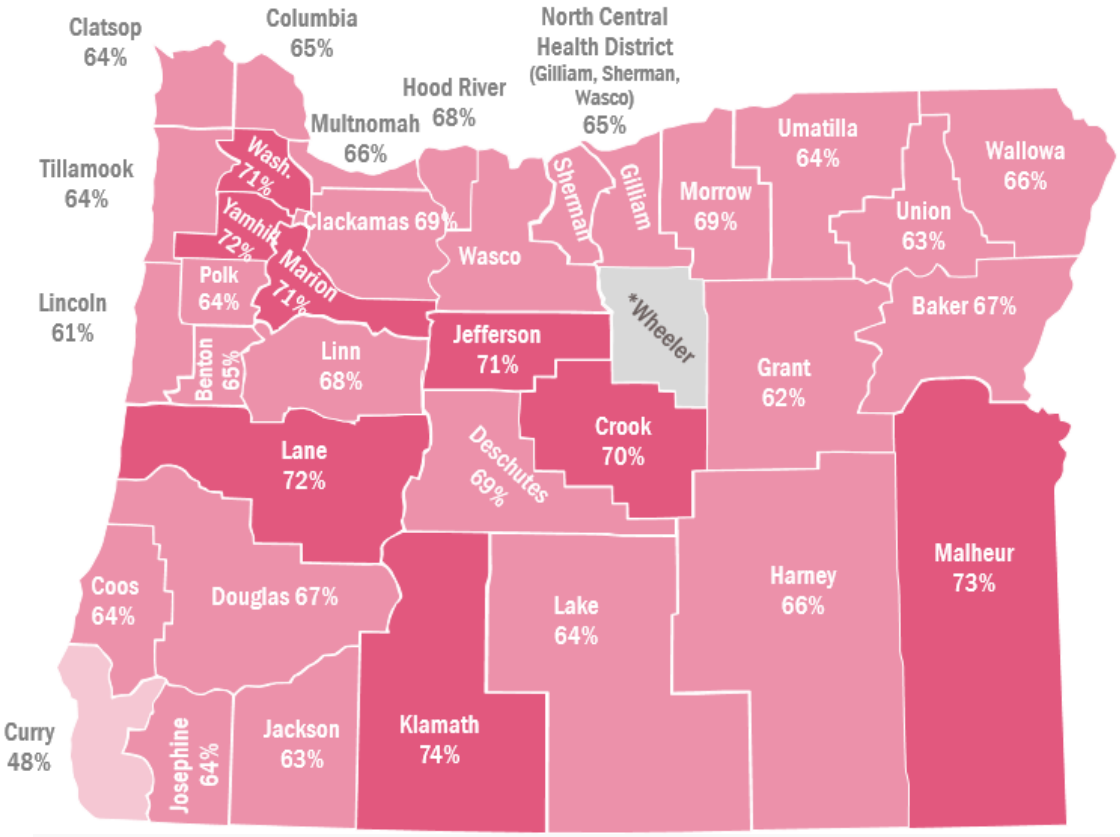

Benchmark:

80%

Legend

- 0-59%
- 60-69%
- 70-79%
- 80-100%
- *No data

Notes:
- Two-year olds are children 24 to 35 months of age residing in the county.
- The official childhood vaccination series is 4 doses of DTaP, 3 doses IPV, 1 dose MMR, 3 doses Hib, 3 doses Hep B, 1 dose Varicella, and 4 doses PCV (4:3:1:3:3:1:4 series).
- * indicates where rates are not displayed for populations of fewer than 50 people in accordance with Oregon Health Authority, Public Health Division confidentiality policy.
- Percentage is calculated by dividing the number of children 24-35 months of age in each county who received the vaccination series (numerator) divided by number of children 24-35 months of age in each county (denominator). Numerators and denominators are provided in the Technical Appendix.
- Race and ethnicity categories are not mutually exclusive, one individual may contribute to one or more categories.

DRAFT: GRAPHS DO NOT REPRESENT REAL DATA

Childhood Immunization

Local Public Health Process Measure

Percent of Vaccines for Children clinics participating in AFIX

Foundational program area: Communicable Disease Control

Data source: Assessment, Feedback, Incentives, and eXchange (AFIX) online tool, 2017– 2018

Benchmark source: 25% provided by Oregon Health Authority, Public Health Division, Immunization Program

Local public health funding

All local public health authorities (LPHAs) receive funding to provide immunization services. Beginning in July 2018, conducting outreach to engage health care providers in AFIX is a required activity.

Benchmark:

25%

Notes:
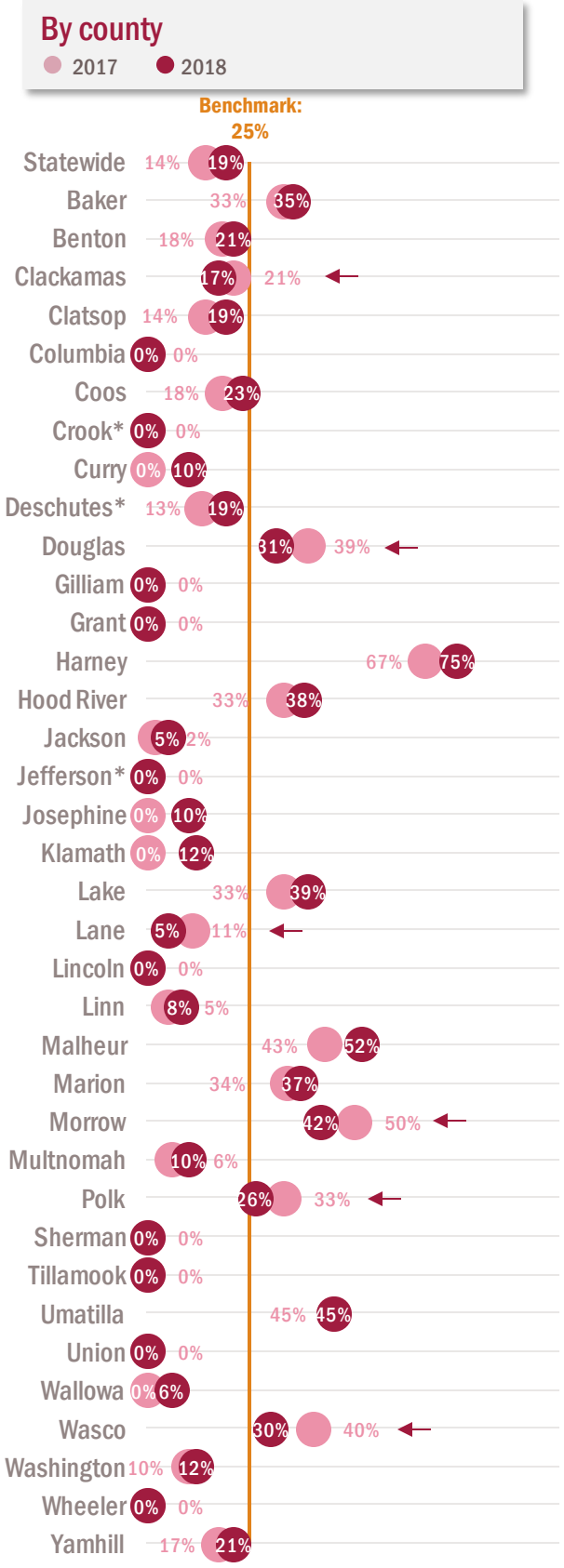
- Baseline data are 2017.
- Percentage calculated by dividing the number of clinics with any AFIX visits initiated (numerator) by the number of clinics active in Vaccines for Children (VFC) (denominator).
- Numerators and denominators are provided in the Technical Appendix.
- *indicates counties that completed their own AFIX visits in 2017, but these visits did not meet the CDC data reporting requirements and are not counted toward the process measure.