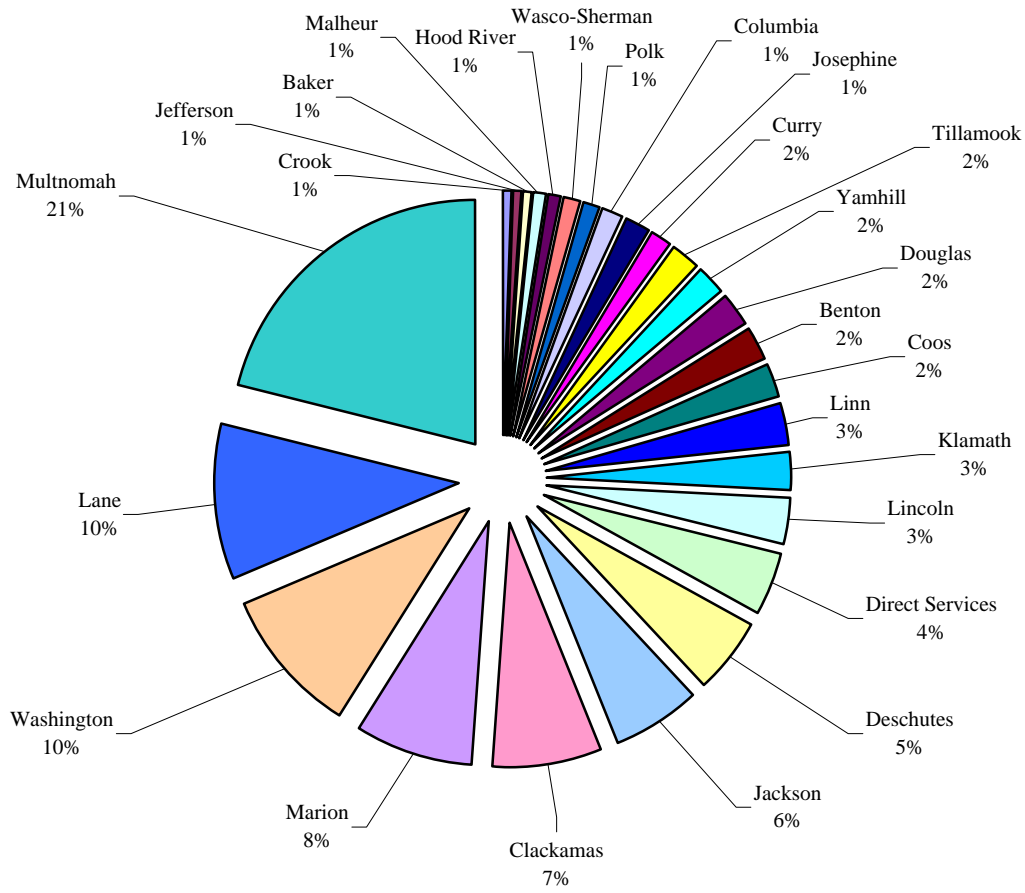


## Statewide Licensed Facility Count

County	Food FS/LS	B&B	Mobile Unit	Commis.	Whse.	Vending	Temp Restaurant	Pool/ Spa	Traveler's Accom.	RV Parks	Org. Camps	TOTALS
Baker	54	4	11	0	1	0	42	11	24	15	0	162
Benton	189	2	12	7	1	2	251	72	14	5	2	557
Clackamas	809	3	57	6	15	9	418	382	49	11	26	1,785
Columbia	125	5	14	0	0	2	178	11	5	10	4	354
Coos	219	7	20	3	2	1	229	26	38	35	3	583
Crook	43	0	22	0	5	2	21	10	9	12	0	124
Curry	110	8	12	1	0	1	125	21	41	53	1	373
Deschutes	475	7	95	8	8	2	280	223	81	23	1	1,203
Direct Services	491	26	61	0	3	2	97	137	198	65	14	1,094
Douglas	311	3	62	0	2	3	*	54	54	59	4	552
Hood River	89	8	14	3	0	1	74	18	18	3	3	231
Jackson	610	32	102	10	16	3	320	197	141	34	8	1,473
Jefferson	50	2	9	1	0	1	19	11	10	19	4	126
Josephine	223	6	24	2	1	5	*	38	35	22	3	359
Klamath	206	1	19	9	2	1	290	39	53	32	5	657
Lane	885	11	128	11	27	5	1,006	285	108	65	16	2,547
Lincoln	267	6	7	0	0	0	154	116	123	42	3	718
Linn	234	1	33	0	4	4	269	48	21	14	7	635
Malheur	83	2	14	0	1	0	54	19	24	15	0	212
Marion	704	4	108	15	13	7	802	199	44	19	11	1,926
Multnomah	2,631	9	362	15	36	14	1,376	579	166	12	8	5,208
Polk	114	1	9	4	1	3	108	26	4	9	4	283
Tillamook	127	3	12	0	5	0	186	24	60	35	8	460
Wasco-Sherman	108	1	9	1	2	1	80	21	22	10	3	258
Washington	1,019	0	117	18	6	9	512	646	49	12	7	2,395
Yamhill	195	11	32	1	1	2	190	30	13	6	3	484
<b>TOTALS</b>	<b>10,371</b>	<b>163</b>	<b>1,365</b>	<b>115</b>	<b>152</b>	<b>80</b>	<b>7,081</b>	<b>3,243</b>	<b>1,404</b>	<b>637</b>	<b>148</b>	<b>24,759</b>

\*Data not submitted

## Number of Facilities per County Statewide



## Food Program-Licensed Facility Inspections

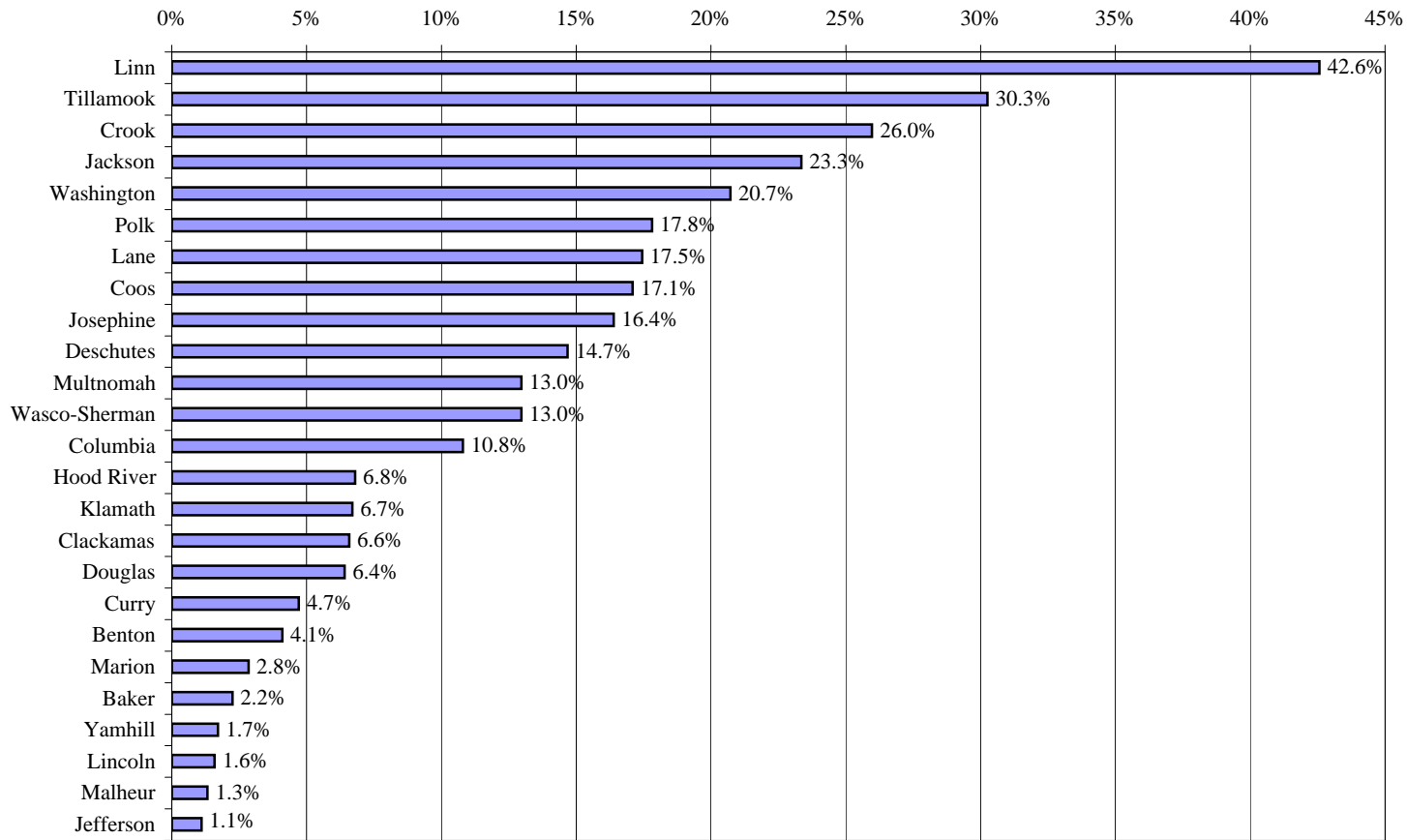
### Food Service--Full and Limited

### Bed and Breakfast

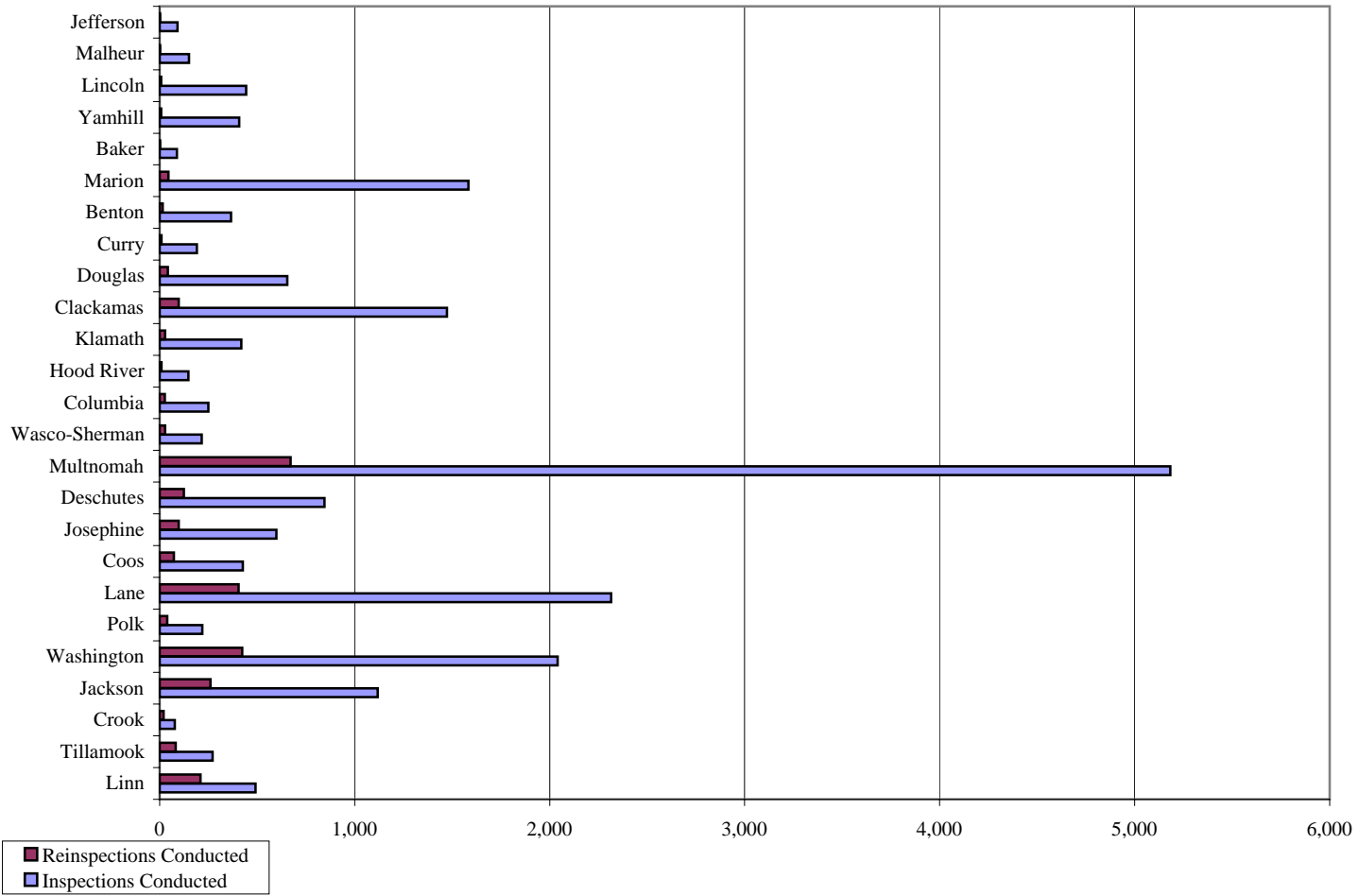
County	Restaurant Inspections Conducted	Required Inspections	Percent Inspections Completed	Reinspections Conducted	B&B Inspections Conducted	Required Inspections	Percent Inspections Completed	Reinspections Conducted
Baker	89	107	83%	2	4	4	100%	0
Benton	366	360	102%	15	1	1	100%	0
Clackamas	1,473	1,618	91%	97	4	5	80%	0
Columbia	250	246	102%	27	5	5	100%	0
Coos	427	421	101%	73	5	5	100%	0
Crook	77	84	92%	20	-	-	-	-
Curry	191	197	97%	9	8	8	100%	0
Deschutes	845	859	98%	124	1	7	14%	0
Douglas	655	621	105%	42	2	4	50%	0
Hood River	147	160	92%	10	2	5	40%	0
Jackson	1,118	1,172	95%	261	35	35	100%	1
Jefferson	91	91	100%	1	1	2	50%	0
Josephine	598	437	137%	98	7	6	117%	1
Klamath	416	408	102%	29	3	1	300%	0
Lane	1,868	1,770	106%	399	12	11	109%	1
Lincoln	443	542	82%	7	7	7	100%	0
Linn	491	464	106%	209	-	-	-	-
Malheur	151	166	91%	2	1	2	50%	0
Marion	1,583	1,479	107%	45	12	12	100%	0
Multnomah	5,183	5,262	98%	672	16	20	80%	0
Polk	219	224	98%	39	4	4	100%	0
Tillamook	271	255	106%	82	10	10	100%	0
Wasco-Sherman	216	213	101%	28	4	2	200%	0
Washington	2,041	2,038	100%	423	-	-	-	-
Yamhill	408	412	99%	7	7	11	64%	0
<b>TOTALS</b>	<b>19,617</b>	<b>19,606</b>	<b>100%</b>	<b>2,721</b>	<b>151</b>	<b>167</b>	<b>90%</b>	<b>3</b>

-Data not applicable

### Restaurant Reinspection Rates For All Restaurants Inspected Per County



## Inspections vs. Reinspections per County Statewide



# Food Program-Licensed Facility Inspections

## Mobile Food Unit

## Commissary

County	Inspections Conducted	Required Inspections	Percent Inspections Completed	Reinsp Conducted	Inspections Conducted	Required Inspections	Percent Inspections Completed	Reinsp Conducted
Baker	16	21	76%	0	-	-	-	-
Benton	16	24	67%	1	2	14	14%	0
Clackamas	111	114	97%	12	8	12	67%	0
Columbia	19	24	79%	0	-	-	-	-
Coos	49	37	132%	1	6	6	100%	0
Crook	19	34	56%	2	-	-	-	-
Curry	16	16	100%	0	2	2	100%	0
Deschutes	140	150	93%	8	11	13	85%	2
Douglas	114	124	92%	3	-	-	-	-
Hood River	15	17	88%	0	3	3	100%	0
Jackson	204	204	100%	19	20	20	100%	0
Jefferson	15	18	83%	0	1	1	100%	1
Josephine	46	48	96%	2	4	4	100%	0
Klamath	34	35	97%	0	19	18	106%	0
Lane	310	256	121%	38	21	22	95%	2
Lincoln	10	14	71%	0	-	-	-	-
Linn	58	60	97%	8	-	-	-	-
Malheur	13	26	50%	0	-	-	-	-
Marion	260	199	131%	12	30	37	81%	2
Multnomah	601	724	83%	24	31	30	103%	0
Polk	17	18	94%	1	8	8	100%	0
Tillamook	29	21	138%	5	-	-	-	-
Wasco-Sherman	20	18	111%	1	2	2	100%	0
Washington	234	234	100%	24	30	36	83%	2
Yamhill	36	55	65%	0	2	2	100%	0
<b>TOTALS</b>	<b>2,402</b>	<b>2,491</b>	<b>96%</b>	<b>161</b>	<b>200</b>	<b>230</b>	<b>87%</b>	<b>9</b>

-Data not applicable

## Food Program-Licensed Facility Inspections

### Warehouse

### Vending

County	Inspections Conducted	Required Inspections	Percent Inspections Completed	Reinsp Conducted	Inspections Conducted	Required Inspections	Percent Inspections Completed	Reinsp Conducted
Baker	0	1	0%	0	-	-	-	-
Benton	0	2	0%	0	0	4	0%	0
Clackamas	28	30	93%	2	12	18	67%	1
Columbia	-	-	-	-	4	4	100%	0
Coos	4	4	100%	0	2	2	100%	0
Crook	7	7	100%	0	2	4	50%	0
Curry	-	-	-	-	2	2	100%	0
Deschutes	12	13	92%	0	3	4	75%	0
Douglas	3	8	38%	0	5	6	83%	0
Hood River	-	-	-	-	1	2	50%	0
Jackson	32	32	100%	0	6	6	100%	0
Jefferson	-	-	-	-	1	2	50%	0
Josephine	2	2	100%	0	2	3	67%	0
Klamath	2	4	50%	0	2	2	100%	0
Lane	56	54	104%	1	10	10	100%	0
Lincoln	-	-	-	-	-	-	-	-
Linn	8	8	100%	0	8	8	100%	0
Malheur	1	1	100%	0	-	-	-	-
Marion	26	33	79%	0	11	14	79%	0
Multnomah	72	72	100%	0	29	28	104%	0
Polk	2	2	100%	0	6	6	100%	0
Tillamook	12	10	120%	0	-	-	-	-
Wasco-Sherman	5	4	125%	0	2	2	100%	0
Washington	8	10	80%	0	18	18	100%	0
Yamhill	3	2	150%	0	0	2	0%	0
<b>TOTALS</b>	<b>283</b>	<b>299</b>	<b>95%</b>	<b>3</b>	<b>126</b>	<b>147</b>	<b>86%</b>	<b>1</b>

-Data not applicable

## Food Program-Licensing Fees

### Full Service Restaurants

### Other Food Service

County	0-15 seats	16-50 seats	51-150 seats	151+ seats	Limited Service	B&B	Commissary	Warehouse
Baker	\$367.50	\$414.75	\$472.50	\$525.00	\$210.00	\$157.50	\$262.50	\$105.00
Benton	\$388.00	\$442.00	\$495.00	\$603.00	\$323.00	\$102.50	\$172.00	\$162.00
Clackamas	\$345.00	\$395.00	\$440.00	\$500.00	\$190.00	\$125.00	\$240.00	\$50.00
Columbia	\$367.50	\$414.75	\$472.50	\$525.00	\$210.00	\$157.50	\$262.50	\$105.00
Coos	\$374.00	\$463.00	\$533.00	\$574.00	\$269.00	\$155.00	\$290.00	\$99.00
Crook	\$367.50	\$414.75	\$472.50	\$525.00	\$210.00	\$157.50	\$262.50	\$105.00
Curry	\$424.00	\$501.00	\$578.00	\$578.00	\$300.00	\$161.00	\$254.00	\$170.00
Deschutes	\$480.00	\$505.00	\$615.00	\$685.00	\$390.00	\$275.00	\$270.00	\$145.00
Douglas	\$385.00	\$413.00	\$450.00	\$500.00	\$220.00	\$220.00	\$250.00	\$100.00
Hood River	\$350.00	\$395.00	\$450.00	\$500.00	\$200.00	\$150.00	\$225.00	\$100.00
Jackson	\$420.00	\$475.00	\$540.00	\$555.00	\$240.00	\$180.00	\$250.00	\$215.00
Jefferson	\$400.00	\$460.00	\$520.00	\$575.00	\$230.00	\$175.00	\$290.00	\$115.00
Josephine	\$350.00	\$395.00	\$450.00	\$500.00	\$200.00	\$150.00	\$250.00	\$100.00
Klamath	\$367.50	\$414.75	\$472.50	\$525.00	\$210.00	\$157.50	\$262.50	\$105.00
Lane	\$427.94	\$474.21	\$543.61	\$636.13	\$427.94	\$127.23	\$173.49	\$86.75
Lincoln	\$394.00	\$424.00	\$505.00	\$569.00	\$176.00	\$147.00	\$286.00	\$73.00
Linn	\$350.00	\$400.00	\$450.00	\$500.00	\$120.00	\$120.00	\$295.00	\$150.00
Malheur	\$367.50	\$414.75	\$472.50	\$525.00	\$210.00	\$157.50	\$262.50	\$105.00
Marion	\$294.00	\$332.00	\$472.00	\$525.00	\$210.00	\$157.00	\$262.00	\$126.00
Multnomah	\$290.00	\$395.00	\$475.00	\$560.00	\$290.00	\$150.00	\$290.00	\$150.00
Polk	\$330.00	\$360.00	\$425.00	\$480.00	\$190.00	\$95.00	\$240.00	\$115.00
Tillamook	\$367.50	\$414.75	\$472.50	\$525.00	-	\$345.00	\$180.00	\$125.00
Wasco-Sherman	\$367.50	\$414.75	\$472.50	\$525.00	\$210.00	\$157.50	\$262.50	\$105.00
Washington	\$379.25	\$435.75	\$507.25	\$568.75	\$317.75	\$179.25	\$328.00	\$205.00
Yamhill	\$396.00	\$446.00	\$508.00	\$564.00	\$226.00	\$168.00	\$226.00	\$103.00



## Food Program-Licensing Fees

### Mobile Food Unit

### Temporary Restaurant

County	Class I	Class II	Class III	Class IV	Benevolent (Admin. Fee)	For Profit	Two + Day Event
Baker	\$131.50	\$131.50	\$131.50	\$131.50	\$0.00	\$36.75	\$52.50
Benton	\$162.00	\$162.00	\$162.00	\$178.00	\$50.00	\$100.00	\$120.00
Clackamas	\$155.00	\$210.00	\$220.00	\$230.00	\$0.00	\$85.00	*
Columbia	\$131.50	\$131.50	\$131.50	\$131.50	\$40.00	\$75.00	\$75.00
Coos	\$165.00	\$165.00	\$199.00	\$224.00	\$0.00	\$113.00	\$113.00
Crook	\$131.25	\$131.25	\$131.25	\$131.25	\$0.00	\$35.00	\$55.00
Curry	\$170.00	\$170.00	\$170.00	\$255.00	\$31.00	\$116.00	\$116.00
Deschutes	\$150.00	\$175.00	\$225.00	\$250.00	\$15.00	\$110.00	\$110.00
Douglas	\$165.00	\$165.00	\$165.00	\$165.00	\$10.00	\$66.00	\$66.00
Hood River	\$125.00	\$125.00	\$125.00	\$125.00	\$10.00	\$65.00	\$65.00
Jackson	\$300.00	\$300.00	\$375.00	\$375.00	\$100.00	\$80.00	\$80.00
Jefferson	\$125.00	\$125.00	\$125.00	\$125.00	\$25.00	\$75.00	\$100.00
Josephine	\$125.00	\$125.00	\$125.00	\$125.00	\$0.00	\$35.00	\$50.00
Klamath	\$131.50	\$131.50	\$131.50	\$131.50	\$0.00	\$37.00	\$51.00
Lane	\$173.49	\$173.49	\$173.49	\$173.49	\$20.00	\$95.00	\$95.00
Lincoln	\$110.00	\$110.00	\$110.00	\$110.00	\$0.00	\$63.00	\$82.00
Linn	\$150.00	\$150.00	\$250.00	\$350.00	\$10.00	\$75.00	*
Malheur	\$131.50	\$131.50	\$131.50	\$131.50	\$0.00	\$36.75	\$52.50
Marion	\$157.00	\$157.00	\$157.00	\$157.00	\$20-\$80	\$100.00	\$100.00
Multnomah	\$165.00	\$165.00	\$165.00	\$265.00	*	\$80.00	\$140-\$150
Polk	\$145.00	\$145.00	\$145.00	\$145.00	\$15.00	\$44-\$100	\$44-\$100
Tillamook	\$131.50	\$131.50	\$131.50	\$131.50	\$0.00	\$95.00	\$95.00
Wasco-Sherman	\$131.50	\$131.50	\$131.50	\$131.50	\$0.00	\$36.75	\$52.50
Washington	\$251.25	\$251.25	\$292.25	\$338.25	*	*	*
Yamhill	\$165.00	\$165.00	\$190.00	\$210.00	\$30.00	\$118.00	\$118.00

-Data not applicable

\*Data not submitted

## Food Program-Licensing Fees

### Vending

County	1-10 units	11-20 units	21-30 units	31-40 units	41-50 units	51-75 units	76-100 units	101-250 units	251-500 units	501-750 units	751-1000 units	1001-1500 units
Baker	\$26.25	-	-	-	-	-	-	-	-	-	-	-
Benton	\$108.00	\$129.00	\$162.00	\$215.00	\$258.00	-	-	-	-	-	-	-
Clackamas	\$50.00	\$75.00	\$100.00	\$125.00	\$150.00	\$200.00	\$275.00	\$550.00	\$750.00	\$920.00	\$1,200.00	\$1,500.00
Columbia	\$26.25	\$52.50	-	-	-	-	-	-	-	-	-	-
Coos	\$53.00	\$80.00	\$107.00	\$133.00	\$160.00	\$190.00	\$220.00	\$350.00	\$550.00	\$750.00	\$920.00	\$1,200.00
Crook	\$25.00	\$50.00	\$75.00	\$100.00	\$125.00	-	-	-	-	-	-	-
Curry	\$84.00	\$131.00	\$170.00	\$215.00	\$254.00	\$300.00	\$424.00	\$684.00	-	-	-	-
Deschutes	\$85.00	\$115.00	\$145.00	\$175.00	\$210.00	-	-	-	-	-	-	-
Douglas	\$110.00	\$110.00	\$110.00	\$110.00	\$220.00	\$220.00	\$275.00	\$375.00	\$575.00	\$775.00	\$945.00	\$1,225.00
Hood River	\$25.00	\$50.00	\$75.00	\$100.00	\$125.00	\$150.00	\$200.00	\$350.00	\$550.00	\$750.00	-	-
Jackson	\$195.00	\$195.00	\$195.00	\$195.00	\$300.00	\$300.00	\$365.00	\$365.00	\$365.00	\$365.00	\$365.00	\$365.00
Jefferson	\$60.00	\$70.00	\$85.00	-	-	-	-	-	-	-	-	-
Josephine	\$25.00	\$50.00	-	-	-	-	-	-	-	-	-	-
Klamath	\$85.00	\$169.00	\$255.00	\$340.00	\$424.00	\$509.00	\$680.00	\$1,193.00	\$1,603.00	\$1,815.00	-	-
Lane	\$60.00	\$70.00	\$100.00	\$110.00	\$135.00	\$160.00	\$210.00	\$360.00	\$560.00	-	-	-
Lincoln	\$66.00	-	-	-	-	-	-	-	-	-	-	-
Linn	\$120.00	\$170.00	\$210.00	\$250.00	\$300.00	\$350.00	\$400.00	-	-	-	-	-
Malheur	\$26.25	-	-	-	-	-	-	-	-	-	-	-
Marion	\$26.00	\$52.00	\$79.00	\$105.00	\$131.00	\$157.00	\$210.00	\$367.00	\$577.00	\$787.00	\$966.00	\$1,260.00
Multnomah	\$170.00	\$325.00	\$500.00	\$580.00	\$655.00	\$825.00	\$990.00	\$1,315.00	\$2,460.00	\$3,950.00	\$4,935.00	\$6,585.00
Polk	\$30.00	\$57.00	\$86.00	\$115.00	\$145.00	\$170.00	-	-	-	-	-	-
Tillamook	-	-	-	-	-	-	-	-	-	-	-	-
Wasco-Sherman	\$26.25	\$52.50	\$78.75	\$105.00	\$131.25	\$157.50	\$210.00	\$367.50	\$577.50	\$787.50	\$966.00	\$1,260.00
Washington	\$70.00	\$140.00	\$205.00	\$235.00	\$275.00	\$315.00	\$345.00	\$680.00	\$1,030.00	\$1,260.00	\$1,380.00	\$2,075.00
Yamhill	\$175.00	\$175.00	\$175.00	\$175.00	\$175.00	\$355.00	\$355.00	\$355.00	\$355.00	\$355.00	\$355.00	\$355.00

-Data not applicable

\*Data not submitted

## Food Program-Plan Review Fees

County	Full Service	Limited Service	Remodel	Mobile Unit	Commissary	Warehouse
Baker	\$250	\$75	\$100	\$75	\$125	\$50
Benton	\$269	\$162	\$162	\$108	\$108	\$108
Clackamas	\$65-\$170	\$65-\$170	\$65-\$170	\$150-\$179	\$80-\$200	\$65-\$170
Columbia	\$250	\$75	\$100	\$75	\$125	\$50
Coos	\$250-\$315	\$150	\$175	\$165	\$200	\$50
Crook	\$250	\$75	\$75	\$75	\$125	\$50
Curry	\$254.00	\$254.00	\$254.00	\$254.00	\$254.00	\$254.00
Deschutes	\$365	*	\$215	\$155-\$285	*	*
Douglas	\$250	\$75	\$100	\$75	\$125	\$50
Hood River	\$225	\$100	\$100	\$100	\$100	\$50
Jackson	\$215	\$215	\$135	\$215	\$215	\$215
Jefferson	\$300	\$100	\$150	\$100	\$150	\$100
Josephine	\$250	\$75	\$100	\$75	\$125	\$50
Klamath	\$270	\$82	\$108	\$82	\$136	\$54
Lane	\$150	\$150	\$150	\$150	\$150	\$150
Lincoln	\$289.00	\$87.00	\$115.00	\$87.00	\$143.00	\$57.00
Linn	\$250	\$125	\$100	\$250	\$250	\$50
Malheur	\$250	\$75	\$100	\$75	\$125	\$50
Marion	\$400	\$250-\$400	\$250	\$225	\$300	\$185
Multnomah	\$440-\$550	\$55	\$440	\$170-\$250	\$440	\$55
Polk	\$200	\$75	\$75	\$200	\$200	\$50
Tillamook	\$250	-	\$100	\$130	\$130	\$130
Wasco-Sherman	\$250	\$75	\$100	\$75	\$125	\$50
Washington	\$460-\$580	\$235	\$115-\$265	\$235-\$250	\$265	\$115
Yamhill	\$300	\$300	\$120	\$120	\$300	\$50

-Data not applicable

\*Data not submitted

## Food Program-Risk Factor Summary-Restaurants

County	Unsafe Sources	Inadequate Cooking	Improper Holding Temperatures	Contaminated Equipment	Poor Personal Hygiene
Baker	0	0	17	13	11
Benton	15	5	155	87	49
Clackamas	14	20	519	441	105
Columbia	2	1	106	105	9
Coos	4	1	140	50	21
Crook	1	0	23	19	5
Curry	2	3	9	18	3
Deschutes	18	14	403	326	150
Douglas	6	3	143	148	53
Hood River	3	2	42	25	12
Jackson	36	28	827	267	209
Jefferson	*	*	*	*	*
Josephine	5	2	88	93	61
Klamath	0	8	183	98	38
Lane	15	11	607	460	147
Lincoln	2	2	62	61	3
Linn	26	6	450	147	42
Malheur	0	0	35	21	11
Marion	28	7	562	414	236
Multnomah	74	51	444	1,959	992
Polk	3	6	154	103	26
Tillamook	3	5	169	164	18
Wasco-Sherman	2	2	68	65	7
Washington	46	17	813	909	265
Yamhill	10	6	223	137	61
<b>TOTALS</b>	<b>315</b>	<b>200</b>	<b>6,242</b>	<b>6,130</b>	<b>2,534</b>

\*Data not submitted

## Food Program-Risk Factor Summary-Mobile Units

County	Unsafe Sources	Inadequate Cooking	Improper Holding Temps	Contaminated Equip	Poor Personal Hygiene
Baker	0	0	0	0	0
Benton	0	0	0	3	4
Clackamas	0	0	5	6	0
Columbia	1	0	0	0	1
Coos	0	0	0	5	3
Crook	0	0	3	1	1
Curry	0	0	0	0	0
Deschutes	*	*	*	*	*
Douglas	1	0	2	10	2
Hood River	1	0	1	3	3
Jackson	2	0	29	0	3
Jefferson	*	*	*	*	*
Josephine	0	0	1	4	2
Klamath	0	0	0	3	2
Lane	0	0	21	4	8
Lincoln	0	0	0	0	0
Linn	0	0	5	1	1
Malheur	0	0	0	0	0
Marion	2	2	38	22	15
Multnomah	4	0	36	14	14
Polk	3	0	0	0	0
Tillamook	0	0	4	8	13
Wasco-Sherman	0	0	0	0	2
Washington	0	3	50	20	14
Yamhill	0	0	3	2	5
<b>TOTALS</b>	<b>14</b>	<b>5</b>	<b>198</b>	<b>106</b>	<b>93</b>

\*Data not submitted

## Food Program-General Information

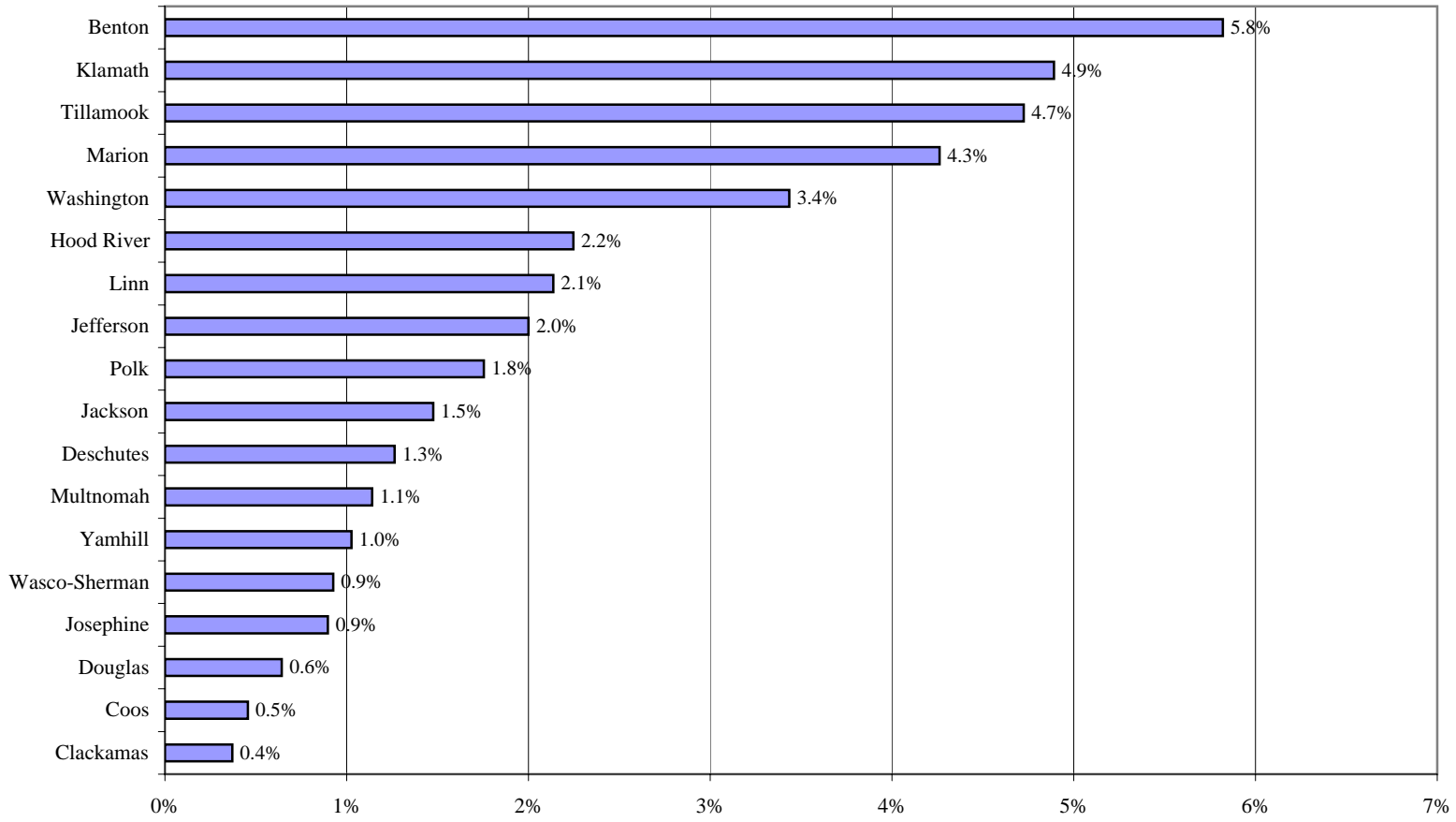
### Enforcement

### Foodborne Illness (FBI)

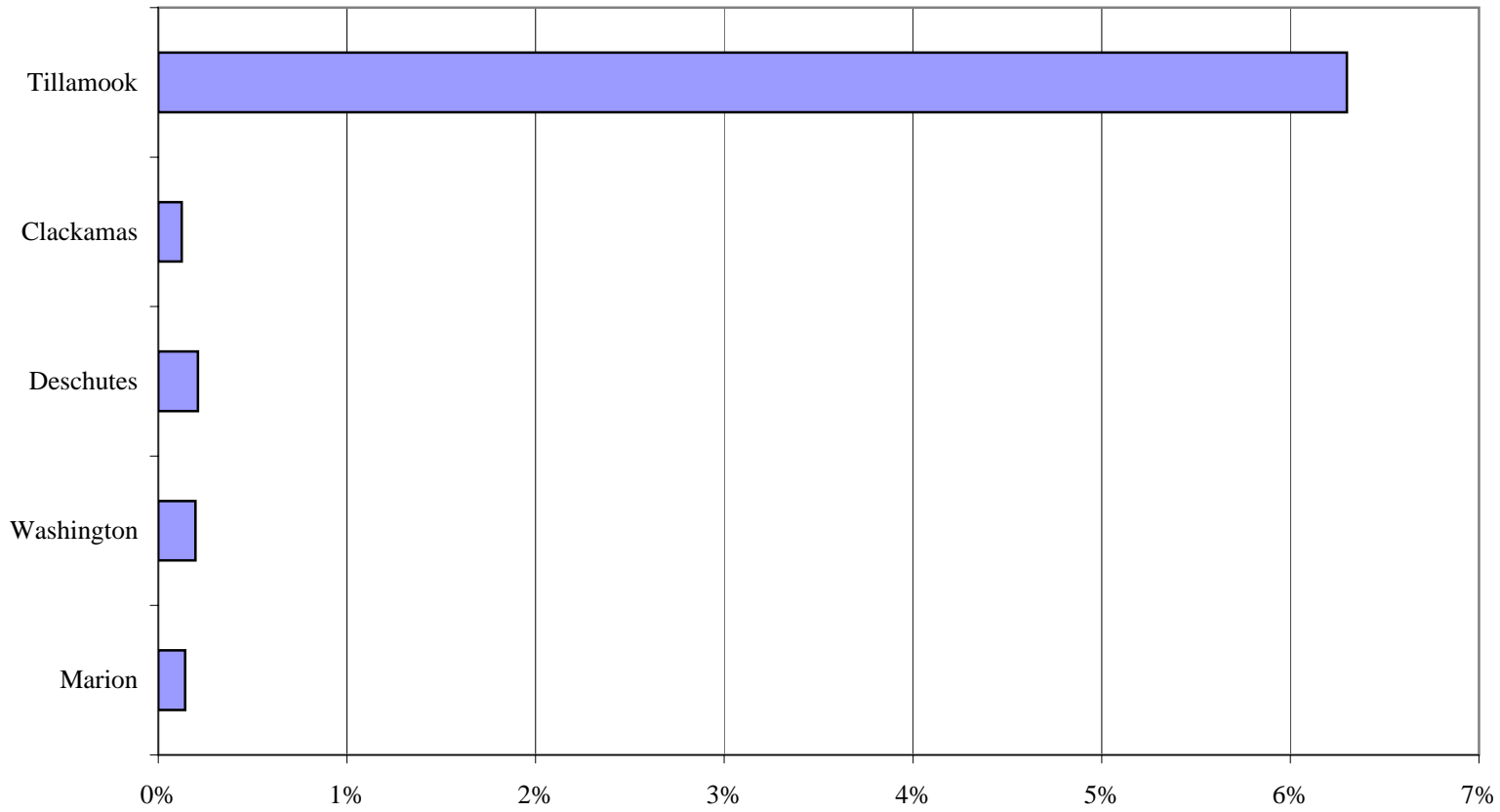
County	Failure to Comply Notices	Summary Closure Notices	Voluntary Closures	Total Food Complaints	FBI Complaints	FBI Outbreaks Investigated	FBI Outbreaks Confirmed	Number of Cases
Baker	0	0	2	1	1	0	0	0
Benton	11	0	0	40	*	1	1	1
Clackamas	3	1	9	51	35	20	1	3
Columbia	0	0	0	3	2	0	0	0
Coos	1	0	1	19	2	0	0	0
Crook	0	0	0	7	0	0	0	0
Curry	0	0	0	6	4	4	0	22
Deschutes	6	1	0	95	74	5	4	122
Douglas	2	0	5	26	20	1	1	1
Hood River	2	0	0	15	10	2	0	0
Jackson	9	0	0	165	7	7	1	15
Jefferson	1	0	0	2	2	1	0	0
Josephine	2	0	0	48	19	0	0	0
Klamath	9	0	0	33	*	5	0	*
Lane	0	0	1	308	122	14	9	356
Lincoln	*	*	*	26	34	5	0	*
Linn	5	0	0	83	29	2	1	*
Malheur	0	0	2	4	4	0	0	0
Marion	30	1	2	155	53	53	3	20
Multnomah	30	0	2	373	279	8	5	34
Polk	2	0	0	4	1	0	0	0
Tillamook	6	8	0	10	6	0	0	0
Wasco-Sherman	1	0	0	7	6	2	2	95
Washington	35	2	2	140	106	*	*	*
Yamhill	2	0	0	25	15	4	2	11
<b>TOTALS</b>	<b>157</b>	<b>13</b>	<b>26</b>	<b>1,646</b>	<b>831</b>	<b>134</b>	<b>30</b>	<b>680</b>

\*Data not submitted

### Fail to Comply Postings of Restaurants by County

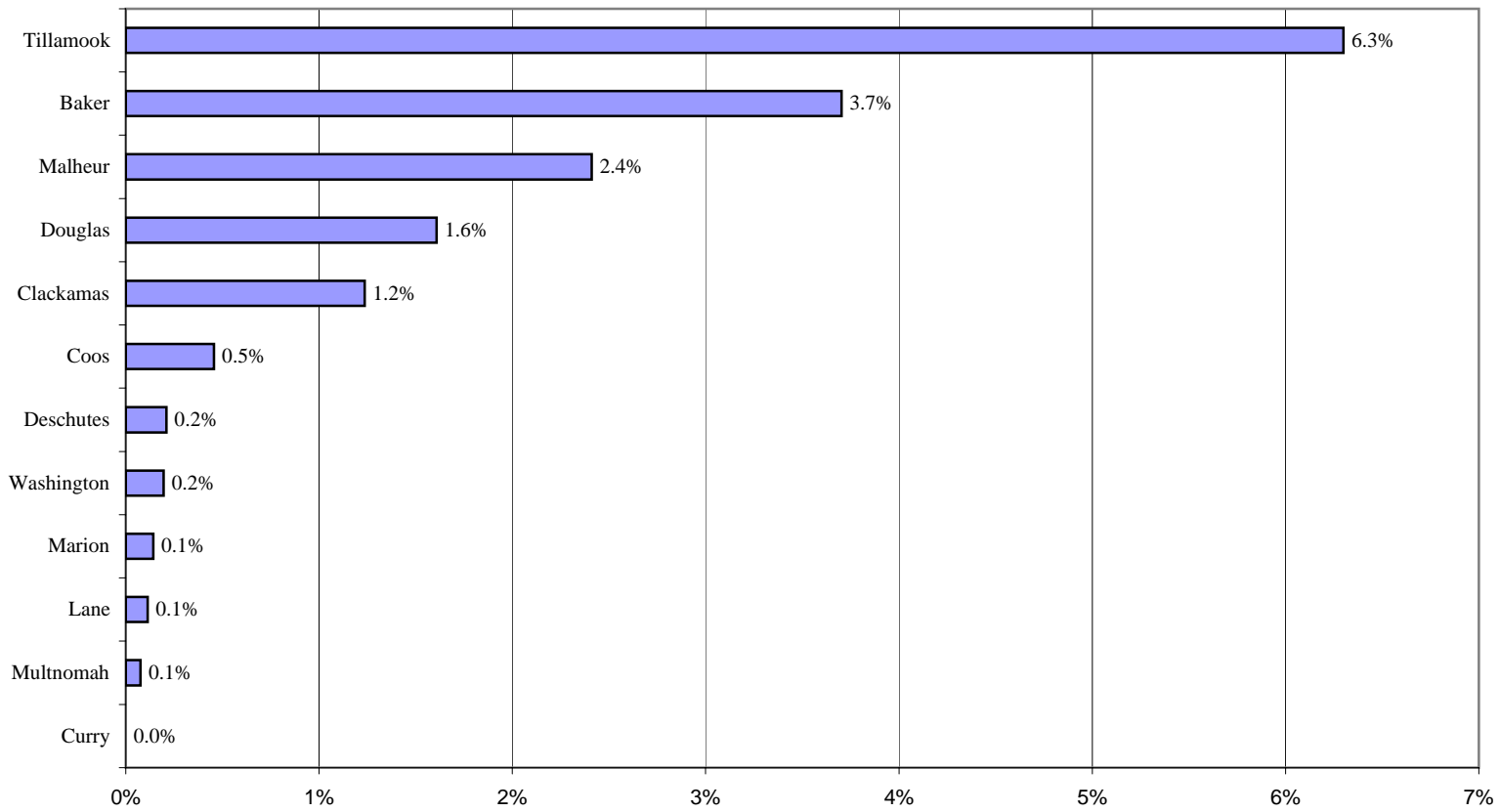


### Summary Closures of Restaurants by County





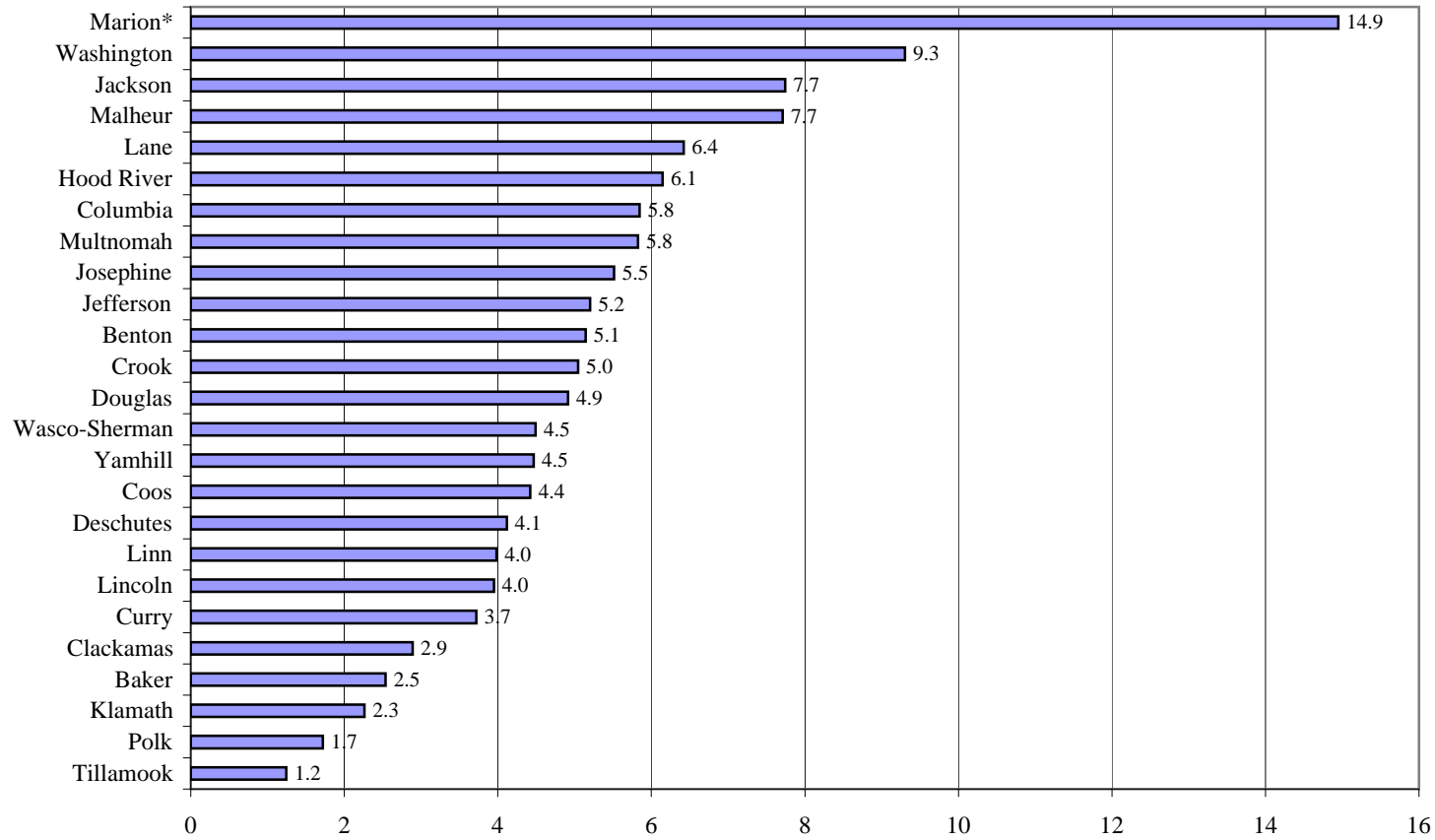
**Combined Number of Summary and Voluntary Closures  
of Restaurants by County**



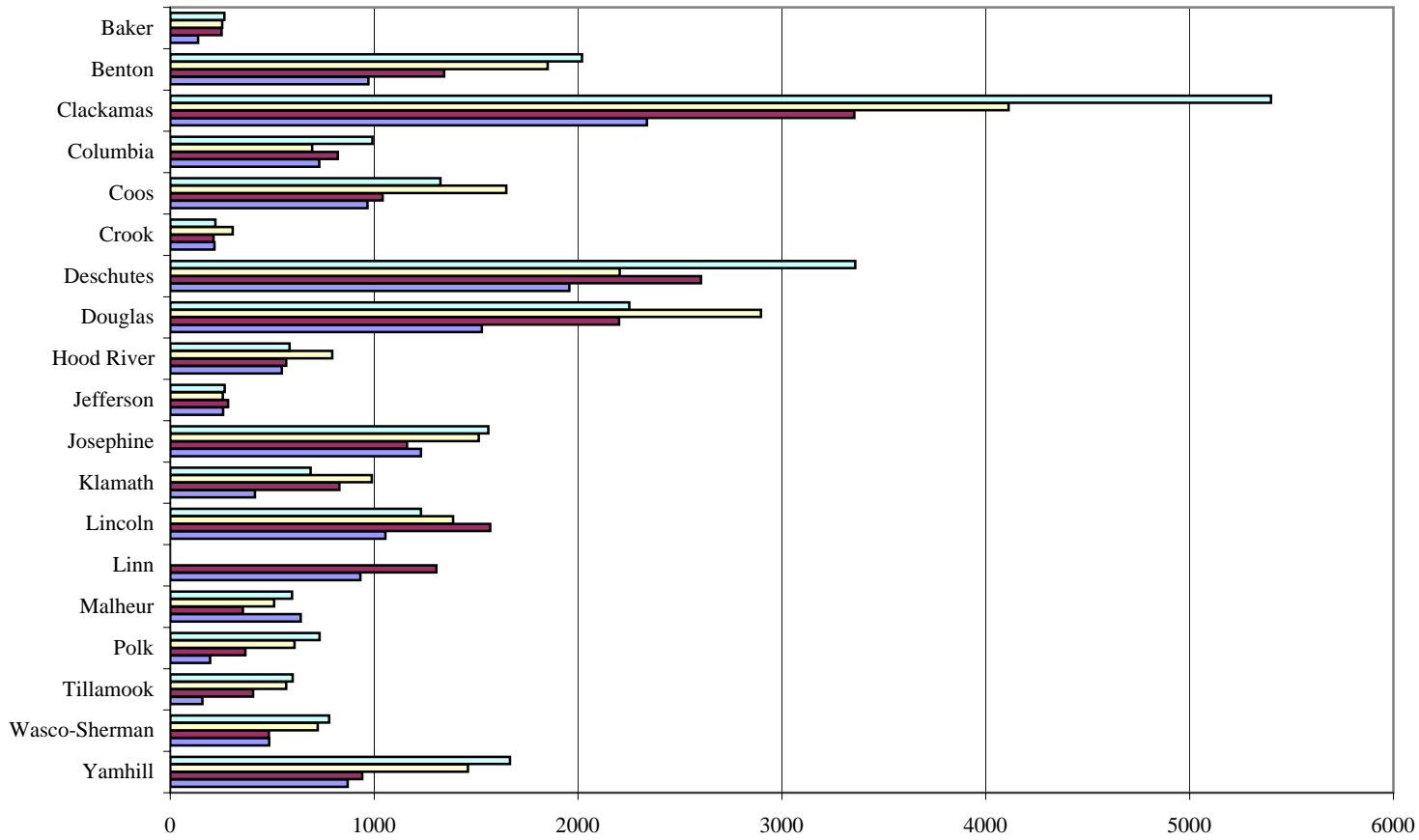
## Food Program-Food Handler Information

County	Food Handler Training Format							Food Manager		# Managers Trained
	# Cards Issued	Manual	Video	DHS Slides	Other Slides	Internet Testing	Computer Testing	EHS Present	Training Offered	
Baker	137	N	N	Y	Y	N	N	N	N	0
Benton	972	Y	Y	N	N	N	N	N	N	0
Clackamas	2,338	Y	Y	N	N	N	N	Y	N	0
Columbia	731	N	Y	N	N	N	N	Y	N	0
Coos	968	Y	N	Y	N	N	N	Y	Y	41
Crook	217	Y	Y	N	N	N	N	Y	N	0
Curry	409	Y	Y	Y	Y	N	N	Y	N	0
Deschutes	1,957	Y	Y	Y	Y	N	Y	Y	N	0
Douglas	1,528	Y	Y	N	N	N	N	Y	N	0
Hood River	547	Y	N	Y	Y	N	N	Y	N	0
Jackson	4,723	Y	Y	Y	Y	N	N	Y	N	0
Jefferson	260	Y	Y	Y	N	Y	N	Y	N	0
Josephine	1,230	Y	N	N	N	N	N	N	N	0
Klamath	416	Y	Y	Y	N	N	N	Y	N	0
Lane	5,683	Y	N	N	N	N	N	N	Y	60
Lincoln	1,055	Y	N	Y	N	N	N	Y	N	0
Linn	932	N	N	Y	N	N	N	Y	N	0
Malheur	640	N	Y	N	N	Y	N	N	N	0
Marion	10,524	Y	N	N	N	Y	Y	N	Y	82
Multnomah	15,323	Y	Y	N	N	N	Y	N	Y	102
Polk	196	N	N	Y	N	N	N	Y	N	0
Tillamook	158	N	N	Y	Y	N	N	Y	N	0
Wasco-Sherman	485	Y	N	Y	N	N	N	Y	N	0
Washington	9,480	Y	Y	Y	N	N	Y	Y	Y	0
Yamhill	871	N	N	N	Y	N	N	Y	Y	26
<b>TOTALS</b>	<b>61,780</b>									<b>311</b>

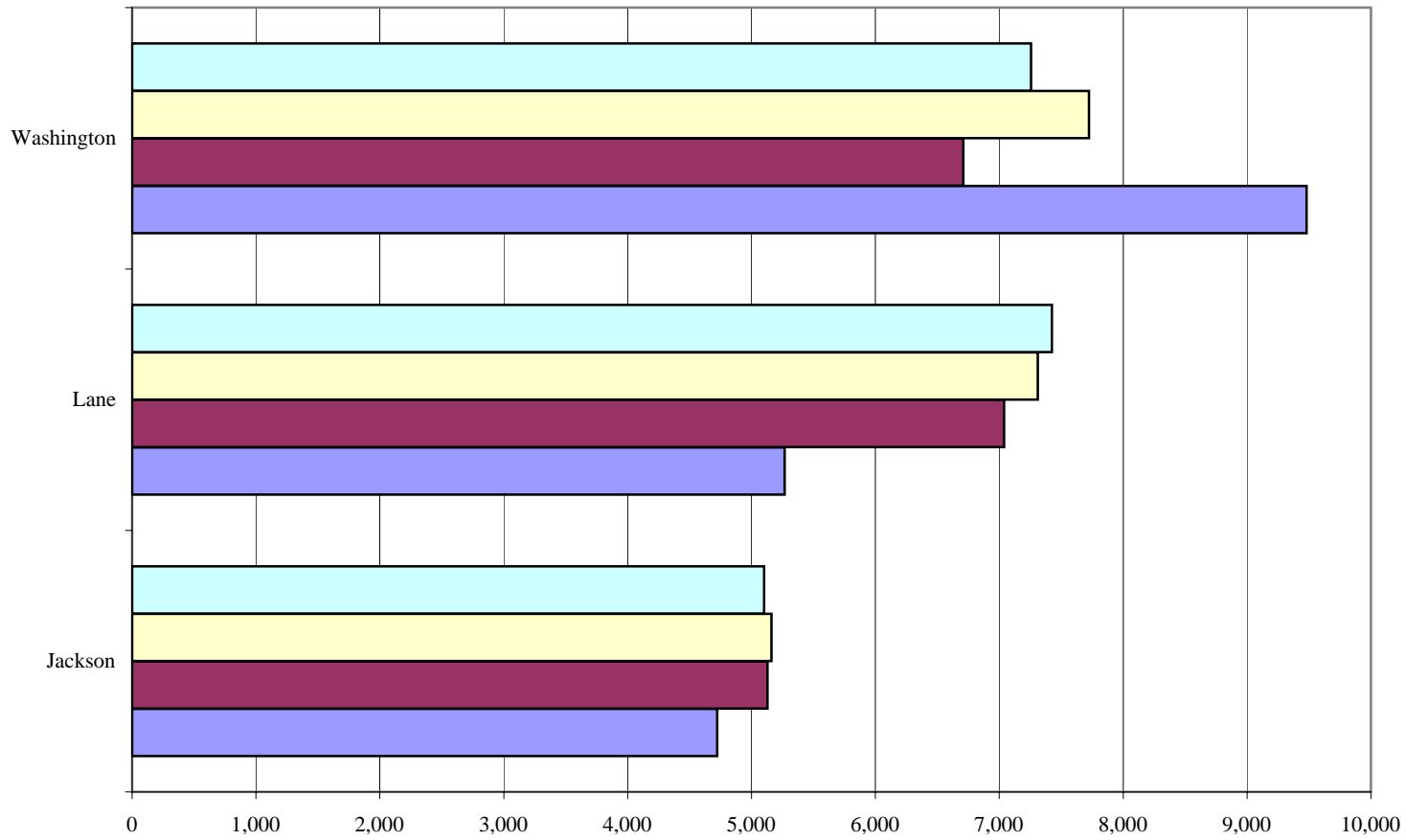
## Number of Food Handler Cards Issued Per Restaurant



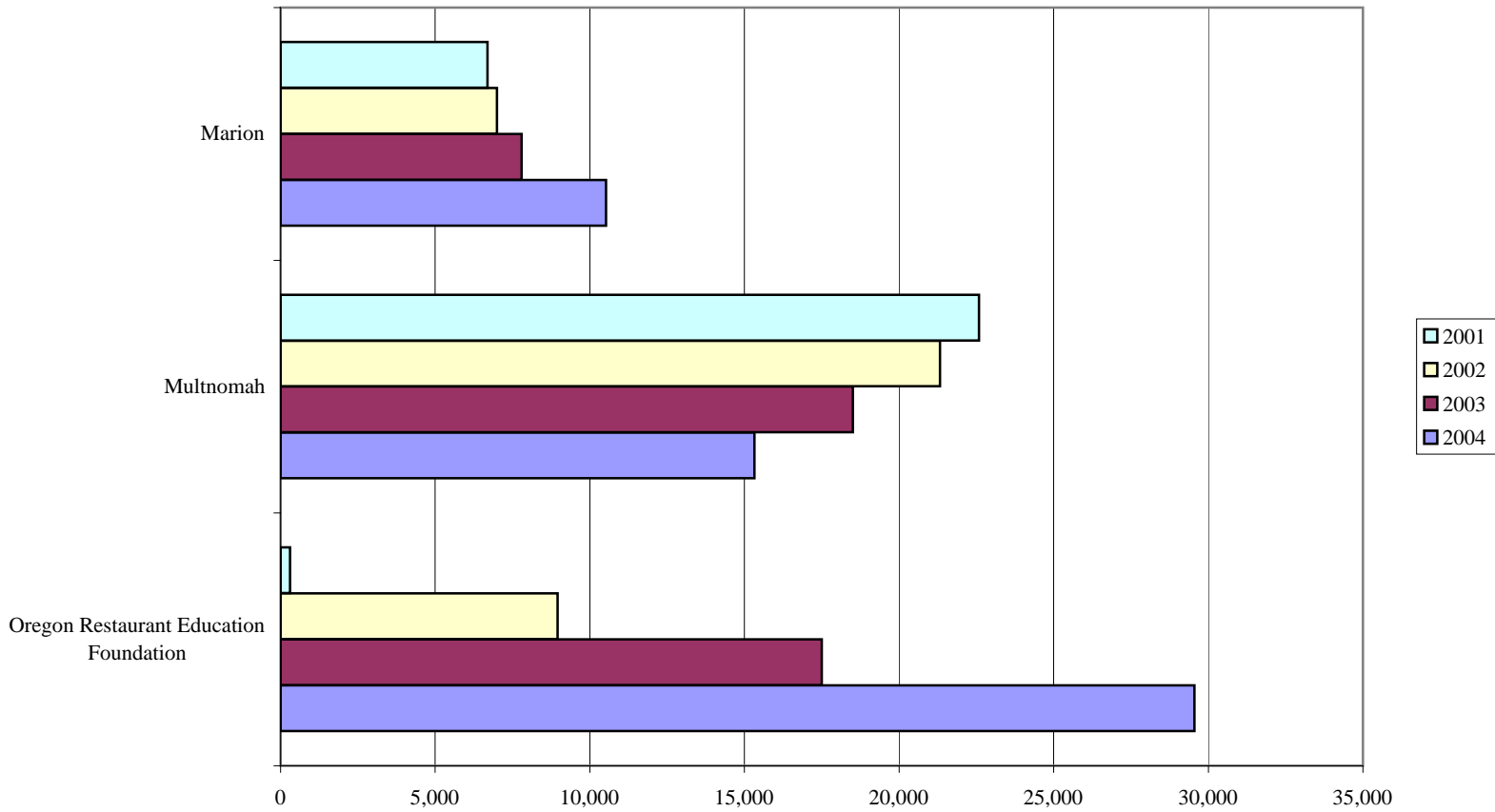
**Food Handler Card Comparison, 2001-2004**  
**Counties and Approved Providers Issuing Under 5,000 Cards Per Year**



**Food Handler Card Comparison, 2001-2004**  
**Counties and Approved Providers Issuing 5,000-10,000 Cards Per Year**



**Food Handler Card Comparison, 2001-2004**  
**Counties and Approved Providers Issuing Over 10,000 Cards Per Year**



## Food Program-Food Handler Information

County	English				Spanish				Chinese			
	# Tests Taken	# Tests Passed	Avg Score	Test Version	# Tests Taken	# Tests Passed	Avg Score	Test Version	# Tests Taken	# Tests Passed	Avg Score	Test Version
Baker	143	137	78	1,2	-	-	-	-	-	-	-	-
Benton	927	916	*	*	69	48	*	*	4	4	*	*
Clackamas	1,719	1,505	*	1,2,3,4	566	325	*	2	19	15	*	2
Columbia	731	699	88	1,2,3,4	20	20	89	2	4	4	85	*
Coos	945	931	75	1,2,3,4	23	22	75	2	7	*	*	*
Crook	213	210	91	1,2,4	11	7	75	2	-	-	-	-
Curry	*	*	*	*	*	*	*	*	*	*	*	*
Deschutes	2,174	1,938	*	1,4	21	19	*	*	-	-	-	-
Douglas	1,628	1,512	88	1,2,3,4	10	10	89	1,2	10	6	89	1,2
Hood River	424	486	*	1,2	79	*	*	1	-	-	-	-
Jackson	4,450	4,149	91	1,2,3	238	238	91	1,2	10	10	*	*
Jefferson	*	*	*	*	*	*	*	*	*	*	*	*
Josephine	1,314	1,188	82	1, 2, 3, 4	39	39	76	2	2	2	97	2
Klamath	414	386	86	1, 2, 3, 4	1	1	84	2	-	-	-	-
Lane	5,267	5,109	89	1, 2, 3, 4	262	262	72	2	21	20	88	2
Lincoln	926	916	*	1, 2, 3, 4	85	85	*	*	*	*	*	*
Linn	955	907	88	1,2,3,4	21	21	74	2	4	3	82	2
Malheur	600	582	88	1,2,3,4	58	58	91	2	-	-	-	-
Marion	*	10129	*	*	*	345	*	*	*	30	*	*
Multnomah	10,743	*	*	2	3,349	*	*	2	131	*	*	2
Polk	182	181	*	1	15	15	*	2	-	-	-	-
Tillamook	158	158	90	1,4	8	8	*	*	-	-	-	-
Wasco-Sherman	405	392	92	1,2	93	93	96	1,2	-	-	-	-
Washington	3,850	374	*	*	1,369	1,369	*	*	26	25	*	*
Yamhill	768	765	92	*	98	98	85	*	-	-	-	-
<b>TOTALS</b>	<b>38,936</b>	<b>*</b>			<b>6,435</b>	<b>*</b>			<b>238</b>	<b>*</b>		

\*Data not submitted    -Data not applicable

# Food Program-Food Handler Information

## Vietnamese

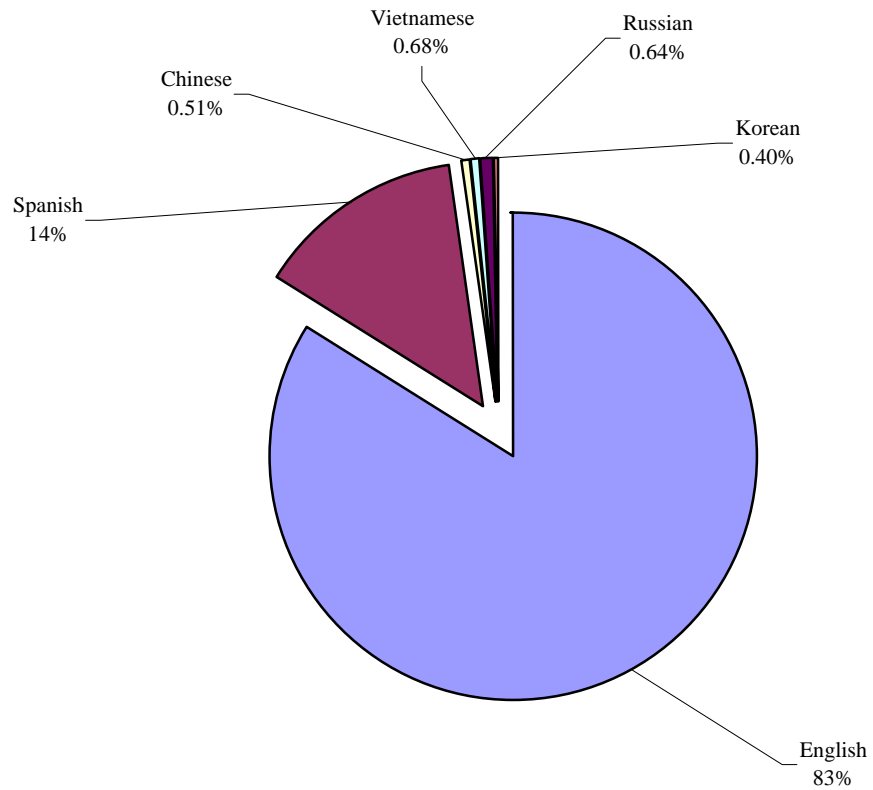
## Russian

## Korean

County	# Tests Taken	# Tests Passed	Avg Score	Test Version	# Tests Taken	# Tests Passed	Avg Score	Test Version	# Tests Taken	# Tests Passed	Avg Score	Test Version
Baker	-	-	-	-	-	-	-	-	-	-	-	-
Benton	-	-	-	-	-	-	-	-	6	2	*	*
Clackamas	1	1	*	2	21	13	*	2	12	11	*	2
Columbia	-	-	-	-	-	-	-	-	-	-	-	-
Coos	-	-	-	-	-	-	-	-	-	-	-	-
Crook	-	-	-	-	-	-	-	-	-	-	-	-
Curry	-	-	-	-	-	-	-	-	-	-	-	-
Deschutes	-	-	-	-	-	-	-	-	-	-	-	-
Douglas	-	-	-	-	-	-	-	-	-	-	-	-
Hood River	-	-	-	-	-	-	-	-	-	-	-	-
Jackson	-	-	-	-	-	-	-	-	-	-	-	-
Jefferson	-	-	-	-	-	-	-	-	-	-	-	-
Josephine	1	1	97	2	-	-	-	-	-	-	-	-
Klamath	-	-	-	-	-	-	-	-	-	-	-	-
Lane	2	2	69	2	2	2	97	2	6	6	84	2
Lincoln	-	-	-	-	-	-	-	-	-	-	-	-
Linn	-	-	-	-	1	1	78	-	-	-	-	-
Malheur	-	-	-	-	-	-	-	-	-	-	-	-
Marion	*	6	*	*	*	8	*	*	*	6	*	*
Multnomah	281	*	*	2	273	*	*	2	105	*	*	2
Polk	-	-	-	-	-	-	-	-	-	-	-	-
Tillamook	-	-	-	-	-	-	-	-	-	-	-	-
Wasco-Sherman	-	-	-	-	-	-	-	-	-	-	-	-
Washington	29	23	*	*	-	-	-	-	56	53	*	*
Yamhill	-	-	-	-	-	-	-	-	-	-	-	-
<b>TOTALS</b>	<b>314</b>	<b>*</b>			<b>297</b>	<b>*</b>			<b>185</b>	<b>*</b>		



### Percentage of Food Handler Cards Issued in Each Language



## Tourist Program-Licensed Facility Inspections

### Pool/Spa

### Organizational Camp

County	Inspections Conducted	Required Inspections	Percent Inspections Completed	Reinsp Conducted	Closures	Inspections Conducted	Required Inspections	Percent Inspections Completed
Baker	12	18	67%	1	0	-	-	-
Benton	122	138	88%	26	*	0	2	0%
Clackamas	464	541	86%	58	86	29	26	112%
Columbia	16	21	76%	2	*	3	4	75%
Coos	50	49	102%	4	2	5	5	100%
Crook	16	13	123%	5	*	-	-	-
Curry	30	33	91%	1	3	1	1	100%
Deschutes	320	337	95%	10	14	0	1	0%
Douglas	90	80	113%	3	*	3	5	60%
Hood River	33	33	100%	5	5	3	3	100%
Jackson	258	258	100%	41	0	8	8	100%
Jefferson	11	11	100%	0	0	4	4	100%
Josephine	60	56	107%	0	0	2	3	67%
Klamath	46	57	81%	8	6	6	5	120%
Lane	455	427	107%	41	0	18	16	113%
Lincoln	129	222	58%	0	*	2	3	67%
Linn	74	78	95%	13	*	6	7	86%
Malheur	30	31	97%	3	0	-	-	-
Marion	311	278	112%	37	35	13	11	118%
Multnomah	833	821	101%	242	34	7	8	88%
Polk	38	38	100%	5	4	4	4	100%
Tillamook	49	41	120%	33	6	14	8	175%
Wasco-Sherman	27	27	100%	8	14	4	4	100%
Washington	927	898	103%	101	*	7	7	100%
Yamhill	55	47	117%	7	*	2	3	67%
<b>TOTALS</b>	<b>4,456</b>	<b>4,553</b>	<b>98%</b>	<b>654</b>	<b>209</b>	<b>141</b>	<b>138</b>	<b>102%</b>

-Data not applicable

\*Data not submitted

# Tourist Program-Licensed Facility Inspections

## Traveler's Accommodations

## RV Park

County	Inspections Conducted	Required Inspections	Percent Inspections Completed	Inspections Conducted	Required Inspections	Percent Inspections Completed
Baker	5	5	100%	17	30	57%
Benton	8	8	100%	4	10	40%
Clackamas	38	46	83%	20	22	91%
Columbia	4	3	133%	18	20	90%
Coos	38	38	100%	70	70	100%
Crook	7	5	140%	19	23	83%
Curry	17	17	100%	98	103	95%
Deschutes	46	41	112%	21	23	91%
Douglas	41	29	141%	114	115	99%
Hood River	13	13	100%	3	3	100%
Jackson	119	120	99%	33	57	58%
Jefferson	10	10	100%	19	19	100%
Josephine	10	0	100%	27	42	64%
Klamath	28	27	104%	47	61	77%
Lane	37	54	69%	114	130	88%
Lincoln	41	59	69%	50	76	66%
Linn	23	11	209%	27	27	100%
Malheur	5	7	71%	27	30	90%
Marion	83	22	377%	40	39	103%
Multnomah	165	83	199%	22	24	92%
Polk	4	4	100%	18	18	100%
Tillamook	70	60	117%	63	63	100%
Wasco-Sherman	0	0	100%	20	20	100%
Washington	55	49	112%	21	24	88%
Yamhill	11	13	85%	6	12	50%
<b>TOTALS</b>	<b>878</b>	<b>724</b>	<b>121%</b>	<b>918</b>	<b>1,061</b>	<b>87%</b>

## Tourist Program-Licensing Fees

### Traveler's Accommodations

County	0-10 units	11-25 units	26-50 units	51-75 units	76-100 units	101+ units	Org Camps
Baker	\$80	\$80	\$80	\$80	\$80	\$80	\$80
Benton	\$205	\$215	\$248	\$280	\$302	\$302+\$2.8/unit	\$215
Clackamas	\$110	\$130	\$150	\$150	\$150	\$150	\$220
Columbia	\$60	\$60	\$60	\$60	\$60	\$60	\$60
Coos	\$140	\$163	\$187	\$219	\$243	\$249+\$1/unit	\$319
Crook	\$60	\$60	\$60	\$60	\$60	\$60	\$60
Curry	\$215.00	\$254.00	\$300.00	\$338.00	\$424.00	\$424	\$131.00
Deschutes	\$95+\$3/unit	\$95+\$3/unit	\$95+\$3/unit	\$95+\$2/unit	\$95+\$2/unit	\$95+\$1/unit	\$95
Douglas	\$110	\$110	\$110	\$110	\$110	\$110	\$110
Hood River	\$75	\$75	\$75	\$75	\$75	\$75	\$75
Jackson	\$105	\$105	\$125	\$190	\$255	\$255+\$1.80/unit	\$90
Jefferson	\$125	\$125	\$125	\$125	\$125	\$125	\$174
Josephine	\$50	\$50	\$75	\$100	\$130	\$130+\$1/unit	\$60
Klamath	\$131	\$131	\$162	\$227	\$293	\$293+\$4/unit	\$152
Lane	\$164	\$164	\$229	\$284	\$339	\$339+\$2.5/unit	\$189
Lincoln	\$121.00	\$121.00	\$227.00	\$331.00	\$423.00	\$423+\$2/unit	\$68.00
Linn	\$225	\$275	\$325	\$375	\$375	\$375+\$1/unit	\$375
Malheur	\$80	\$80	\$80	\$80	\$80	\$80	\$80
Marion	\$165	\$180	\$225	\$325	\$450	\$500	\$280
Multnomah	\$195	\$195	\$225	\$280	\$295	\$295+\$1/unit	\$145
Polk	\$60+\$2/unit	\$60+\$2/unit	\$60+\$2/unit	\$160+\$1.5/unit	\$160+\$1.5/unit	\$235+\$1/unit	\$125
Tillamook	\$215	\$215	\$300	\$350	\$350	\$465+\$4.5/unit	\$175
Wasco-Sherman	\$60	\$60	\$60	\$60	\$60	\$60	\$60
Washington	\$245	\$245	\$245	\$250	\$265	\$265	\$90
Yamhill	\$90+\$2.5/unit	\$90+\$2.5/unit	\$90+\$2.5/unit	\$90+\$2/unit	\$90+\$2/unit	\$90+\$1.5/unit	\$140

## Tourist Program-Licensing Fees

### Pool/Spa

### RV Park

County	First Pool/Spa	Addit'l Pool/Spa	Seasonal Pool/Spa	0-10 spaces	11-25 spaces	26-50 spaces	51-75 spaces	76-100 spaces	101+ spaces
Baker	\$120	\$80	-	\$80+\$2/sp	\$80+\$2/sp	\$80+\$2/sp	\$80+\$1.5/sp	\$80+\$1.5/sp	\$80+\$1/sp
Benton	\$312	\$222	\$221	\$205	\$215	\$248	\$280	\$302	\$302+\$2.8/sp
Clackamas	\$255	\$205	\$165	\$110-\$120	\$130	\$150	\$150	\$150	\$150
Columbia	\$100	\$60	-	\$60+\$2/sp	\$60+\$2/sp	\$60+\$2/sp	\$60+\$1.5/sp	\$60+\$1.5/sp	\$60+\$1/sp
Coos	\$289	\$163	-	\$180	\$193	\$215	\$239	\$259	\$283+\$1/sp
Crook	\$125	\$75	-	\$60+\$2.5/sp	\$60+\$2.5/sp	\$60+\$2.5/sp	\$60+\$1.5/sp	\$60+\$1.5/sp	\$60+\$1/sp
Curry	\$338	\$208	-	\$215	\$254	\$300	\$338	\$424	\$424
Deschutes	\$430	\$225	-	\$95+\$3/sp	\$95+\$3/sp	\$95+\$3/sp	\$95+\$2/sp	\$95+\$2/sp	\$95+\$1/sp
Douglas	\$200	\$110	-	\$110	\$110	\$160	\$210	\$210	\$260
Hood River	\$150	\$100	-	\$75+\$2/sp	\$75+\$2/sp	\$75+\$2/sp	\$75+\$1.5/sp	\$75+\$1.5/sp	\$75+\$1/sp
Jackson	\$300	\$300	\$260	\$160	\$160	\$185	\$215	\$255	\$300+\$1.80/sp
Jefferson	\$150	\$100	-	\$125	\$125	\$125	\$125	\$125	\$125
Josephine	\$100	\$60	-	\$60+\$2/sp	\$60+\$2/sp	\$60+\$2/sp	\$60+\$1.5/sp	\$60+\$1.5/sp	\$60+\$1/sp
Klamath	\$201	\$119	\$201	\$131+\$1.5/sp	\$131+\$1.5/sp	\$162+\$1.5/sp	\$227+\$2/sp	\$293+\$2/sp	\$293+\$4/sp
Lane	\$220	\$220	\$220	\$164	\$164	\$229	\$284	\$339	\$339+\$2.5/sp
Lincoln	\$232.00	\$165.00	-	\$121.00	\$121.00	\$227.00	\$331.00	\$423.00	\$423+\$2.5/sp
Linn	\$200	\$150	-	\$225	\$275	\$325	\$375	\$375	\$375+\$1/sp
Malheur	\$120	\$80	-	\$80+\$2/sp	\$80+\$2/sp	\$80+\$2/sp	\$80+\$1.5/sp	\$80+\$1.5/sp	\$80+\$1/sp
Marion	\$275	\$180	\$250	\$165	\$180	\$225	\$325	\$450	\$500
Multnomah	\$255	\$125	-	\$195	\$195	\$225	\$280	\$295	\$295+\$1/sp
Polk	\$200	\$150	-	\$60+\$2/sp	\$60+\$2/sp	\$60+\$2/sp	\$160+\$2/sp	\$160+\$2/sp	\$235+\$1/sp
Tillamook	\$355	\$135	\$355	\$215	\$215	\$300	\$350	\$350	\$465+\$4.5/sp
Wasco-Sherman	\$100	\$60	-	\$60+\$2/sp	\$60+\$2/sp	\$60+\$2/sp	\$60+\$1.5/sp	\$60+\$1.5/sp	\$60+\$1/sp
Washington	\$315	\$185	\$210	\$245	\$245	\$245	\$250	\$265	\$265+\$2/sp
Yamhill	\$291	\$146	\$146	\$90+\$2.5/sp	\$90+\$2.5/sp	\$90+\$2.5/sp	\$90+\$2/sp	\$90+\$2/sp	\$90+\$1.5/sp

-Data not applicable

## Miscellaneous Plan Review Fees

County	B&B	Pool/Spa Plan Review & Construction	Pool/Spa Remodel	Plan Review New Org Camps
Baker	\$75	**	**	*
Benton	\$162	\$200	\$200	*
Clackamas	\$65	\$550	\$100	\$140
Columbia	\$75	**	**	\$60
Coos	\$165	**	**	\$150
Crook	\$75	**	**	*
Curry	\$254.00	\$538.00	\$538.00	\$254.00
Deschutes	\$365	\$315	\$315	*
Douglas	\$75	**	**	*
Hood River	\$50	**	**	*
Jackson	\$215	\$440	\$230	\$215
Jefferson	\$125	**	**	\$300
Josephine	\$75	**	**	\$75
Klamath	\$82	**	**	*
Lane	\$100	**	**	\$150
Lincoln	\$87.00	**	**	\$57
Linn	\$125	**	**	*
Malheur	\$75	**	**	*
Marion	\$150	\$400	\$400	\$300
Multnomah	*	\$790-\$1050	\$160	*
Polk	\$50	**	**	-
Tillamook	\$345	**	**	\$250
Wasco-Sherman	\$75	**	**	*
Washington	\$460	\$1,105	\$805	*
Yamhill	\$120	**	**	*

-Data not applicable

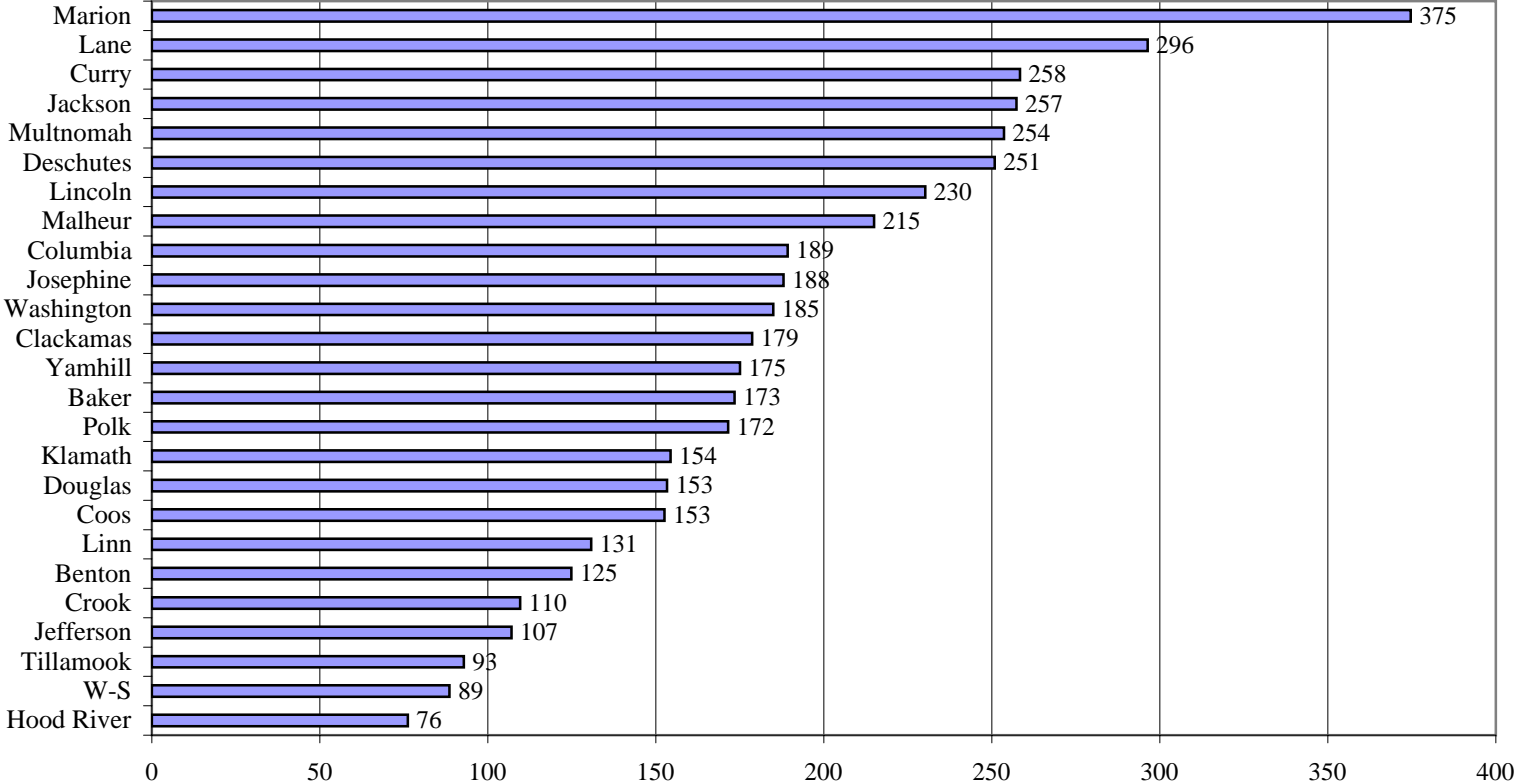
-Data not submitted

\*\*Conducted by DHS, \$300

Staffing-Environmental Health Staff FTE Counts

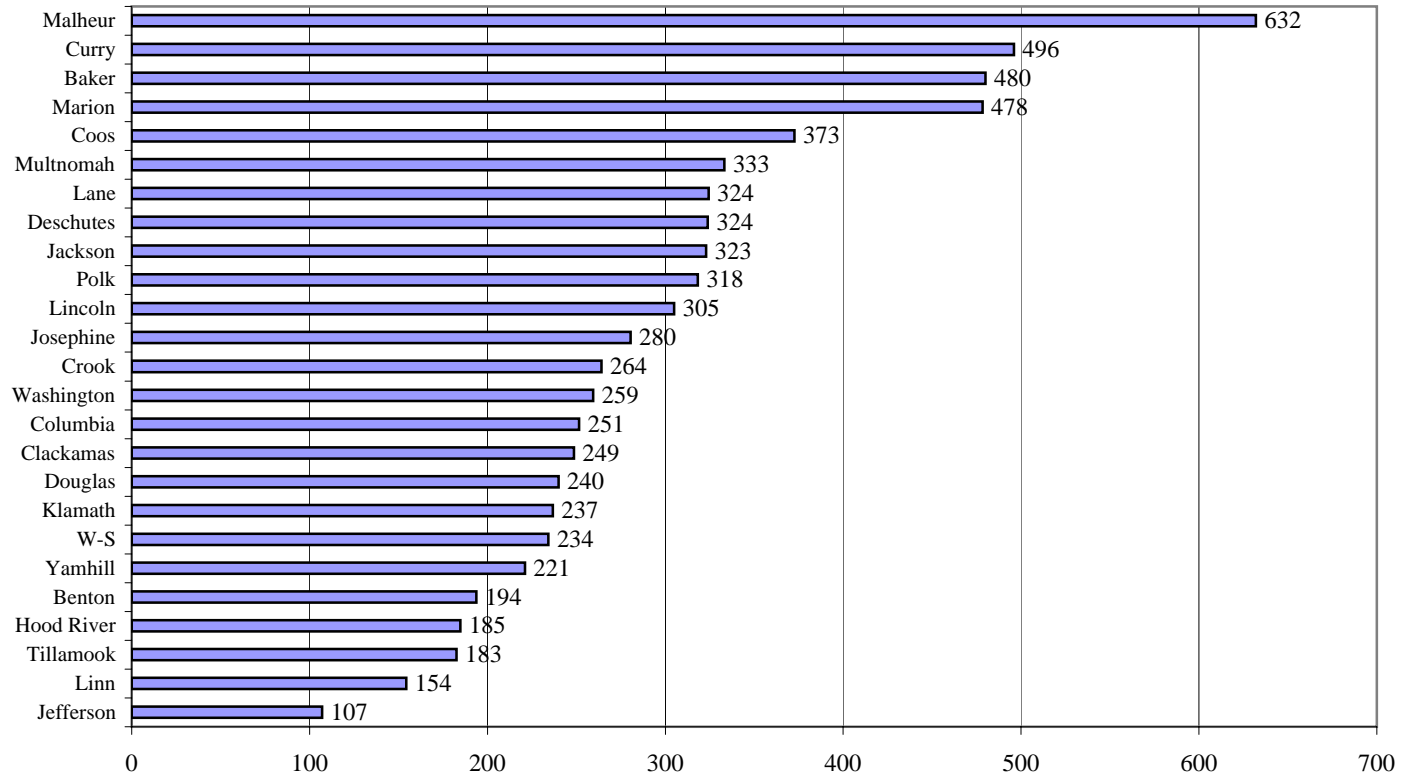
County	Field FTE			Clerical Support FTE			EH Supervisor FTE			Totals
	Food	Pools/Spas	Tourist Facilities	Food	Pools/Spas	Tourist Facilities	Food	Pools/Spas	Tourist Facilities	
Baker	0.10	0.05	0.10	0.04	0.03	0.03	0.20	0.08	0.06	<b>0.69</b>
Benton	1.42	0.12	0.04	0.40	0.25	0.04	0.16	0.01	0.01	<b>2.45</b>
Clackamas	3.50	1.50	0.50	0.75	0.50	0.25	0.50	0.10	0.05	<b>7.65</b>
Columbia	0.60	0.05	0.05	0.10	0.01	0.01	0.10	0.01	0.01	<b>0.93</b>
Coos	0.84	0.03	0.08	0.63	0.01	0.03	0.60	0.03	0.07	<b>2.32</b>
Crook	0.25	0.04	0.10	0.25	0.02	0.05	0.15	0.03	0.05	<b>0.94</b>
Curry	0.40	0.05	0.05	0.02	0.02	0.02	0.30	0.05	0.05	<b>0.96</b>
Deschutes	2.00	0.75	0.10	0.25	0.10	0.08	0.30	0.08	0.02	<b>3.68</b>
Douglas	1.80	0.25	0.25	0.66	0.05	0.05	0.44	0.05	0.05	<b>3.60</b>
Hood River	0.65	0.15	0.05	0.75	0.05	0.05	0.30	0.05	0.01	<b>2.06</b>
Jackson	3.00	0.34	0.23	0.26	0.03	0.02	0.50	0.06	0.04	<b>4.48</b>
Jefferson	0.80	0.10	0.10	0.00	0.00	0.00	0.00	0.00	0.00	<b>1.00</b>
Josephine	0.90	0.18	0.20	0.20	0.05	0.05	0.25	0.03	0.05	<b>1.91</b>
Klamath	1.00	0.10	0.40	0.25	0.05	0.10	0.25	0.05	0.10	<b>2.30</b>
Lane	3.40	1.30	0.05	0.20	0.07	0.07	0.01	0.05	0.05	<b>5.20</b>
Lincoln	1.25	0.25	0.35	0.30	0.05	0.05	0.10	0.05	0.05	<b>2.45</b>
Linn	2.16	0.12	0.09	0.02	0.02	0.01	0.13	0.13	0.12	<b>2.80</b>
Malheur	0.10	0.05	0.10	0.03	0.03	0.03	0.25	0.08	0.06	<b>0.74</b>
Marion	2.00	0.15	0.20	0.20	0.05	0.00	0.25	0.10	0.05	<b>3.00</b>
Multnomah	9.50	1.80	0.20	2.40	0.24	0.03	0.84	0.08	0.02	<b>15.11</b>
Polk	0.45	0.05	0.05	0.25	0.03	0.03	0.10	0.03	0.03	<b>1.02</b>
Tillamook	1.00	0.40	0.10	0.10	0.10	0.05	0.20	0.50	0.50	<b>2.95</b>
Wasco-Sherman	0.60	0.08	0.08	0.25	0.10	0.10	0.40	0.20	0.20	<b>2.01</b>
Washington	6.03	1.18	0.10	1.32	0.34	0.05	1.05	0.08	0.03	<b>10.18</b>
Yamhill	1.20	0.08	0.05	0.13	0.01	0.01	0.18	0.01	0.01	<b>1.68</b>
<b>Totals</b>	<b>44.950</b>	<b>9.170</b>	<b>3.620</b>	<b>9.763</b>	<b>2.216</b>	<b>1.218</b>	<b>7.560</b>	<b>1.925</b>	<b>1.685</b>	<b>82.107</b>

**Number of Facilities Per Program FTE by County  
Excluding Temporary Restaurants**





**Number of Facilities Per Field FTE by County  
Excluding Temporary Restaurants**



**Staffing-Environmental Health Salary Schedules-Monthly**

<b>County</b>	<b>EHS I</b>	<b>EHS II</b>	<b>EHS III</b>	<b>EHS Supervisor</b>
<b>Baker</b>	\$2377-\$3145	\$2570-\$3400	-	\$3045-\$4030
<b>Benton</b>	\$2801-3575	\$3300-\$4212	\$3459-\$4412	\$3638-\$4643
<b>Clackamas</b>	\$1395-\$3517	\$1602-\$4060	-	\$2056-\$5692
<b>Columbia</b>	-	\$2685-\$3536	-	-
<b>Coos</b>	\$2225-\$2993	\$2413-\$3251	-	\$2747-\$3702
<b>Crook</b>	\$1651-\$2425	\$2456-\$3608	\$2456-\$3608	\$3181-\$4672***
<b>Curry</b>	\$2363-\$3015	\$2363-\$3015	\$2363-\$3015	\$2363-\$3015
<b>Deschutes</b>	\$2627-\$3598	\$2992-\$3787	\$3310-\$4531	\$3784-\$5176
<b>Douglas</b>	\$2486-\$3274	\$2926-\$3864	-	\$3919-\$5186
<b>Hood River</b>	\$2167-\$2976	\$2895-\$3935	-	\$2978-\$4501
<b>Jackson</b>	\$2494-\$3278	\$2983-\$3931	-	\$5427-\$6283**
<b>Jefferson</b>	-	-	\$2816-\$3883	-
<b>Josephine</b>	\$2608-\$3796	\$2608-\$3796	\$2608-\$3796	\$3820-\$5109
<b>Klamath</b>	\$2480-\$3138	\$2734-\$3459	\$2870-\$3633	\$3357-\$4374
<b>Lane</b>	\$2829-\$3919	\$3203-\$4437	-	\$4099-\$5673
<b>Lincoln</b>	\$2614-\$3483	\$3049-\$4063	-	\$3840-\$5118
<b>Linn</b>	\$2438-\$3116	\$2825-\$3608	\$3270-\$4174	\$3956-\$5246
<b>Malheur</b>	\$2377-\$3145	\$2570-\$3400	-	\$3045-\$4030
<b>Marion</b>	\$2635-\$3896	\$2890-\$4272	\$3181-\$4706	\$4043-\$5690
<b>Multnomah</b>	\$2755-\$2839	\$2919-\$3013	\$3104-\$3192	\$2989-\$4154
<b>Polk</b>	\$2483-\$3021	\$2747-\$3466	\$3429-\$3955	-
<b>Tillamook</b>	\$2630-\$3356	\$2899-\$3700	-	\$3728-\$4758
<b>Wasco-Sherman</b>	\$2958-\$3597	\$3261-\$3966	-	\$3426-\$4166
<b>Washington</b>	\$3272-\$3976	\$3794-\$3983	\$4188-\$5090	\$5229-\$6357
<b>Yamhill</b>	\$2560-\$3366	\$2815-\$3664	\$3082-\$3975	-

\*Data not submitted

-Data not applicable

\*\*Only .61 FTE in DHS Licensed Facility Programs

\*\*\*Supervisor responsible for Onsite and DWP