



Adult Smoking Prevalence

Health Outcome Measure

Percent of adults who smoke cigarettes

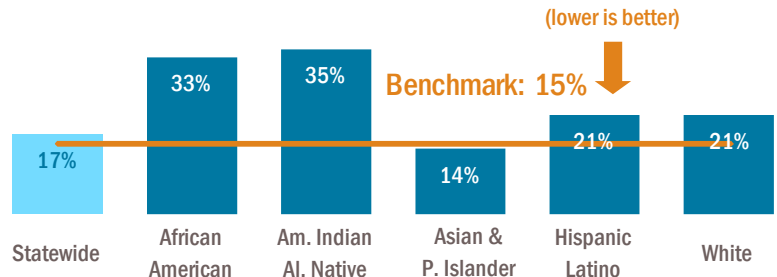
Foundational program area: Prevention and Health Promotion

Data source: Oregon Behavioral Risk Factor Surveillance System (BRFSS), 2016

Benchmark source: 15%, Oregon State Health Improvement Plan (SHIP) 2020 target

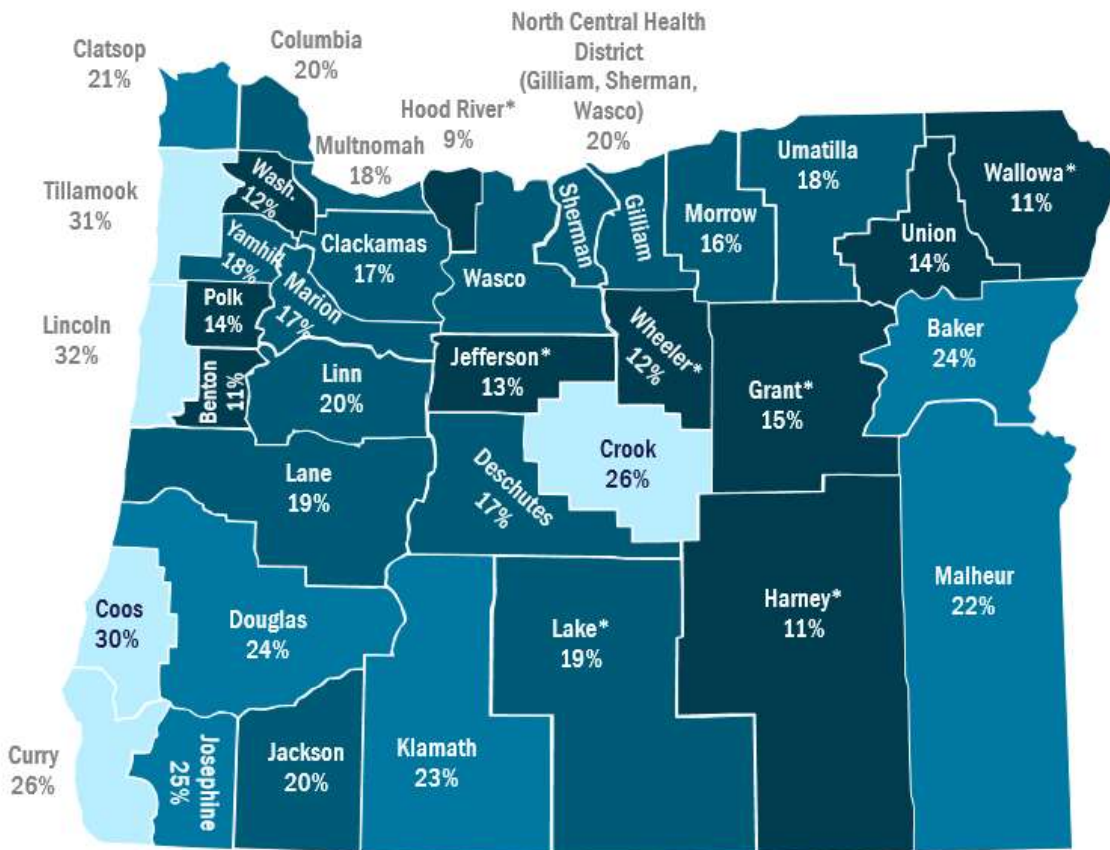
By race and ethnicity

Statewide 2016
Race/ethnicity 2010-2011




By county

Oregon 2012-2015



Benchmark: 15% (lower is better)



Notes:

- Race/ethnicity data are combined for years 2010-11, the most recent year for which reporting from a race/ethnic oversample is available.
- County data are combined for years 2012-2015; statewide rate is for 2016.
- Statewide, county, and race/ethnicity rates are age adjusted.
- Survey includes only people age 18 and older. The 2016 BRFSS sample was 8,620.
- Survey responses are weighted. Refer to the Technical Appendix for details about weighting procedure.
- Confidence intervals are not shown. Refer to the Technical Appendix for additional information regarding reporting of confidence intervals.
- * indicates county estimates with a relative standard error (RSE, a measure of reliability of an estimate) ≥ 30 and are considered unreliable.



Adult Smoking Prevalence

Local Public Health Process Measure

Percent of population reached by tobacco-free county properties policies

Foundational program area: Prevention and Health Promotion

Data source: Tobacco-free Properties Evaluation in Counties Data Tables, 2015

Benchmark source: 100%, provided by Oregon Health Authority, Public Health Division, Health Promotion and Chronic Disease Prevention (HPCDP) Section

Local public health funding

All local public health authorities (LPHAs) receive funding for tobacco education and prevention, which includes creating tobacco-free environments.

Benchmark:

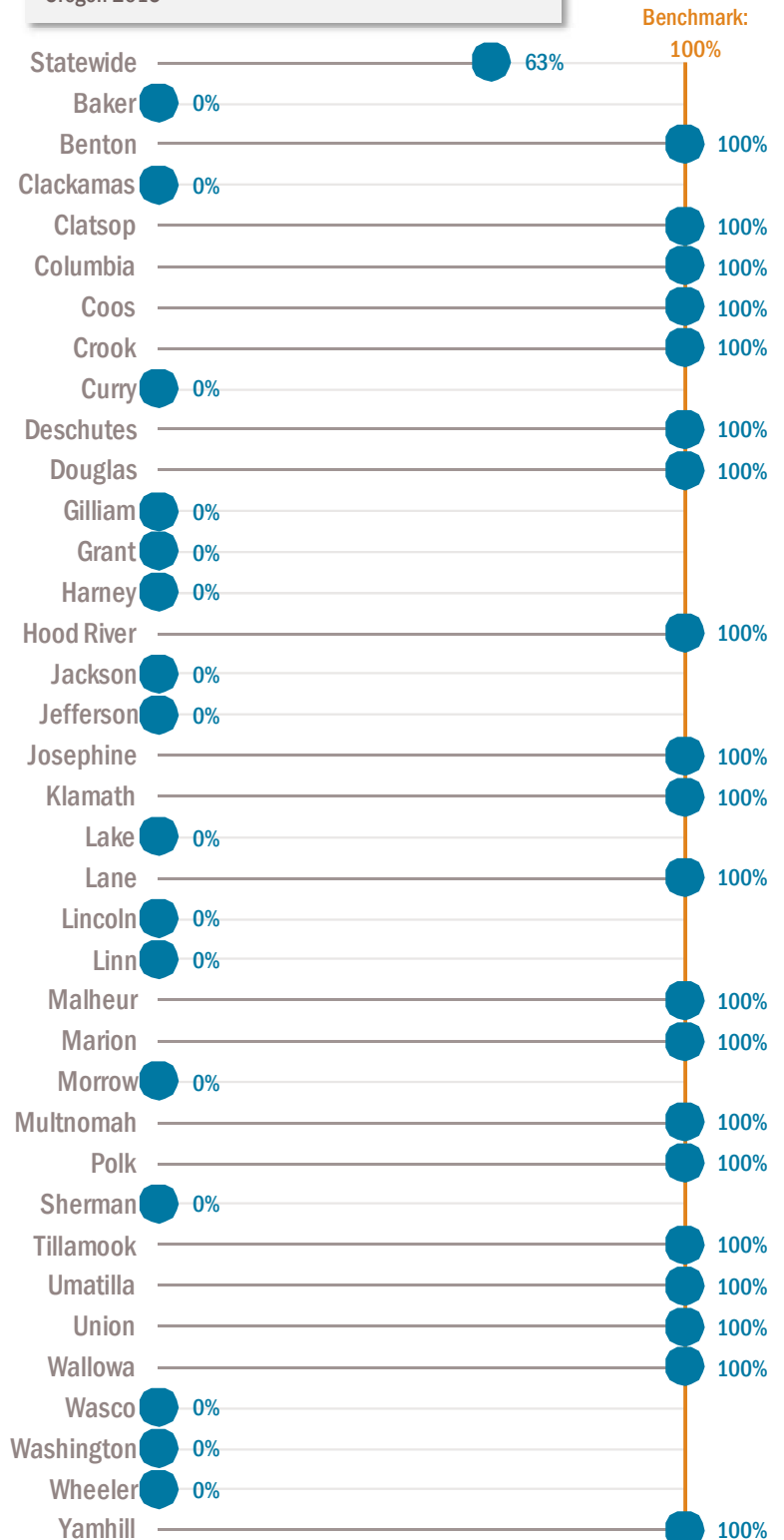
100%

Notes:

- Tobacco policies include comprehensive (all properties) and partial (some properties) tobacco-free county properties. HPCDP considers everyone (100%) in the county to be covered where tobacco-free county property policy (comprehensive or partial) is in place.
- Data include tobacco-free policies but not smoke-free policies. Data include policies for county properties but not city properties.
- Statewide percentage calculated as: (1,572,145 population covered by comprehensive policies + 967,460 population covered by partial policies) divided by 4,013,846 total 2015 population.
- Source 2015 state and county population estimates: PSU Population Research Center.

By county

Oregon 2015





Adult Smoking Prevalence

Local Public Health Process Measure

Percent of population reached by tobacco retail licensure policies

Foundational program area: Prevention and Health Promotion

Data source: Tobacco Policy Database, 2016

Benchmark source: 100%, provided by the Oregon Health Authority, Public Health Division, Health Promotion and Chronic Disease Prevention (HPCDP) section

Local public health funding

All local public health authorities (LPHAs) receive funding for tobacco education and prevention, which includes creating tobacco-free environments.

Benchmark:

100%

Notes:

- Tobacco policies include tobacco retail licensure at a point in-time assessment, October 2016.
- County percentages are calculated as the population within the jurisdiction (i.e., city, unincorporated portions of a county) within each county with a tobacco retail licensure policy (numerator) divided by total county population; statewide percentage is calculated as the sum of county numerators divided by total state population. Refer to the Technical Appendix for additional information on numerators and denominators.
- Population estimates from U.S. Census Bureau, 2016 estimate.

By county

Oregon 2016

