

2017-19 Legislative Approved  
FTE = 130.40 Pos = 131

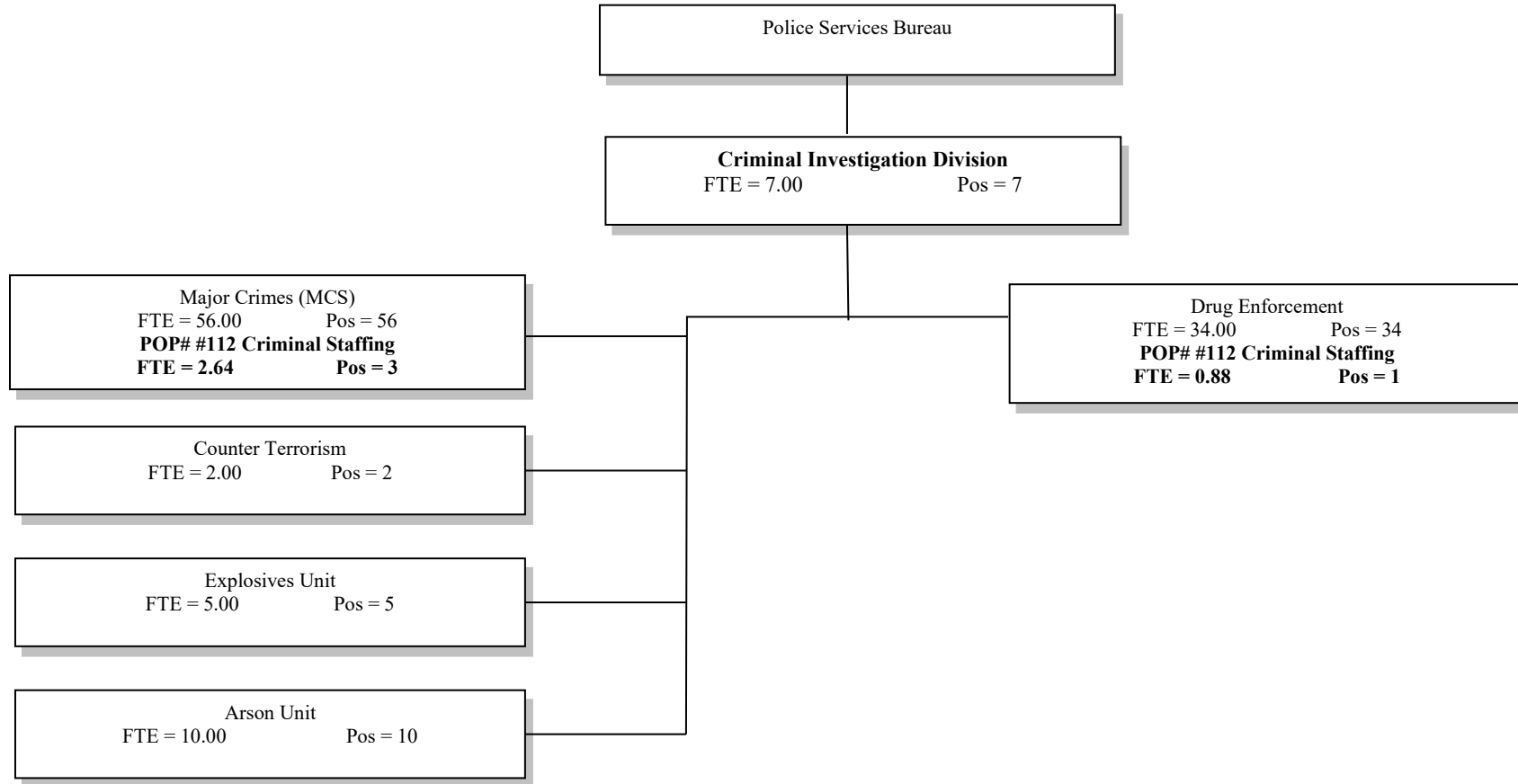
2019-21 CSL  
FTE = 130.00 Pos = 130

2019-21 Agency Request  
FTE = 135.00 Pos = 135

2019-21 Governor's Budget  
FTE = 135.00 Pos = 135

2019-21 Legislative Approved  
FTE = 135.00 Pos = 135

2021-23 Organization Chart – Criminal Investigation



2019-21 Legislative Approved  
FTE = 135.00 Pos = 135

2021-23 CSL  
FTE = 114.00 Pos = 114

2021-23 Agency Request  
FTE = 121.04 Pos = 122

2021-23 Governor's Budget  
FTE = 114.00 Pos = 114

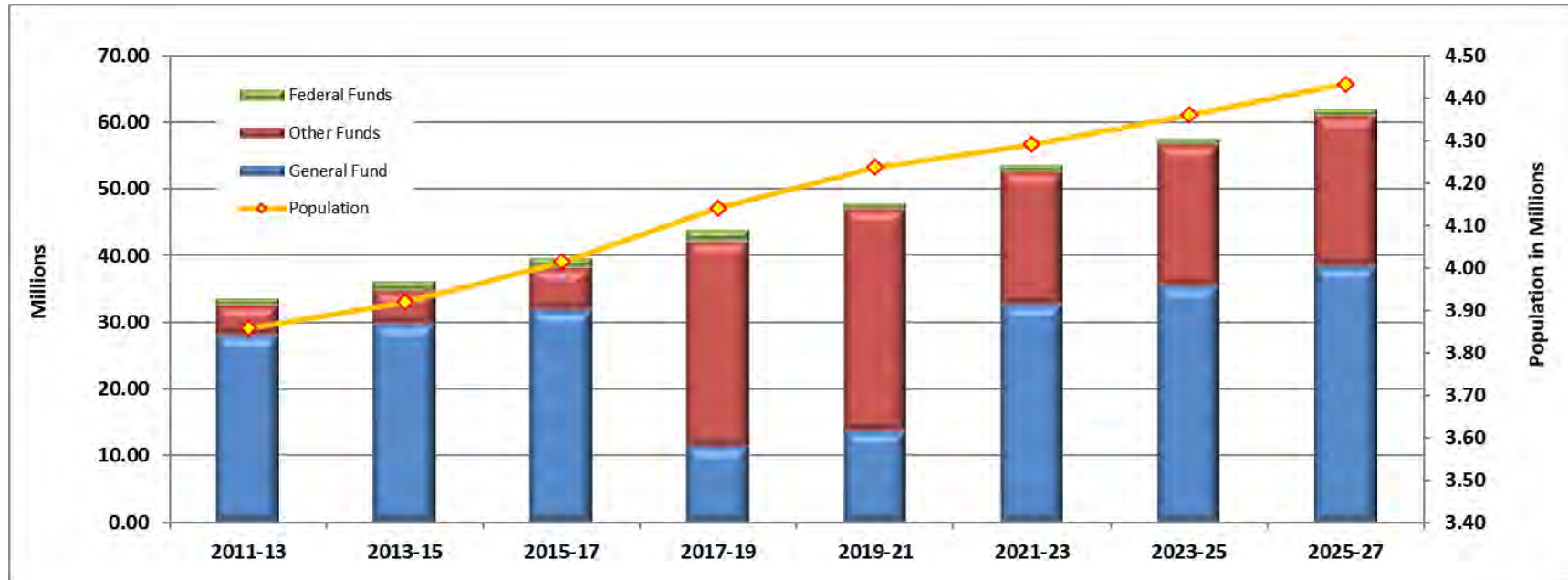
2021-23 Legislative Adopted  
FTE = 117.52 Pos = 118

**Oregon State Police: Criminal Investigation Division**

Primary Outcome Area: Healthy and Safe Communities

Secondary Outcome Area:

Program Contact: Captain Ryan Martin, 503-934-0230



**Program Overview**

The Criminal Investigation Division (CID) ensures core community safety needs are addressed by promoting cooperative partnerships to deter crime through swift and competent interagency major crime investigations, targeted enforcement of drug trafficking, and the proper collection of physical evidence, investigative support and analysis. CID investigates major crimes across the state in support of local major crime teams and interagency drug teams with specialized services in arson & explosives, counter terrorism, polygraph examinations, and computer forensics. CID assumes a primary and leadership role in the investigation of crimes occurring at state facilities, on state property, or involving multi-jurisdictional venues.

**Program Funding Request**

The Criminal Investigation Division funding at Legislative Adopted Budget for the 2021-23 Biennium is \$32,619,240(GF), \$19,902,279 (OF), and \$872146(FF). Total funds request for Criminal Investigation Division is \$53,393,665.

**Program Description**

**Clients and Frequency of Service** – CID provides strategically located services providing 24/7 critical emergency services to citizens and clients across the state through participation or partnership with numerous teams or agencies to include the following.

<ul style="list-style-type: none"> <li>• 26 Interagency Major Crimes Teams (MCTs) Formal Agreements</li> <li>• 10 MCT Informal Agreements</li> <li>• Statewide Multi-Disciplinary Child Abuse Teams (MDTs)</li> <li>• 13 Interagency Drug Teams</li> </ul>	<ul style="list-style-type: none"> <li>• 1 Drug/Fugitive Task Force</li> <li>• 14 Department of Correction (DOC) Facilities</li> <li>• 9 Oregon Youth Authority (OYA) Facilities</li> <li>• 4 Fire Investigations Teams</li> </ul>	<ul style="list-style-type: none"> <li>• 2 Oregon State Hospital (OSH) Facilities (Salem &amp; Junction City)</li> <li>• Statewide coordination with DHS Child Protective Services</li> <li>• Child Fatality Review Team</li> </ul>
--	--	---

**Partners for Success** – CID maintains key partnerships with the following agencies or organizations.

<ul style="list-style-type: none"> <li>• Local Sheriffs and Police Chiefs</li> <li>• FBI Joint Terrorism Task Force</li> <li>• US Marshal’s Fugitive Task Force</li> <li>• Federal Drug Enforcement Admin.</li> <li>• Federal Alcohol Tobacco &amp; Firearms</li> </ul>	<ul style="list-style-type: none"> <li>• Department of Corrections (DOC)</li> <li>• High Intensity Drug Trafficking Area (HIDTA) Program</li> <li>• District Attorneys</li> <li>• Oregon Department of Justice (DOJ)</li> </ul>	<ul style="list-style-type: none"> <li>• NW Regional Computer Forensics Lab</li> <li>• Southern Oregon High Tech Crimes Lab</li> <li>• Deschutes Computer Forensics Lab</li> <li>• Oregon National Guard</li> <li>• Oregon Health Authority</li> </ul>
---	---	--

**Program Justification and Link to 10 Year Outcome**

In support of the vision that Oregonians will be safe where they live, work and play; CID protects the lives and property of citizens through partnerships and coordination with city, county and federal law enforcement. These, and partnerships with other safety agencies, provide integrated and effective statewide criminal investigative responses. This strategy deters crime by increasing the likelihood and swiftness of punishment through apprehension. The following chart depicts the activities, or outputs, of CID in support of this strategy.

**CID Investigations for 2018-2019**

	EASTERN OREGON	NORTHWEST OREGON	SOUTHWEST OREGON	TOTAL
Major Crime Team Invest. (Murder, etc.)	67	48	104	219
DHS/CAC (Child Abuse)*	449	182	3395	4026
Drug Enforcement **	Statewide	Statewide	Statewide	3253
Institutions (DOC, OYA, OSH, Blind/Deaf School)	403	1072	177	1652
Explosives Calls	82	183	130	395
Fire Investigations	105	113	160	378
Polygraphs Performed	Statewide	Statewide	Statewide	190
Public Official Investigations	55	53	27	135
Judicial Backgrounds	16	45	21	82
Computer Forensics Investigations	38	11	20	69
Other Investigations (property, fraud, sex crimes, etc.)	323	313	426	1062

\*Includes all DHS referrals \*\*Includes 723 USMS Cases

**Program Performance**

**Quality of Service – Outputs and Outcomes**

The CID Division has established two key performance measures (KPMs): major crime team callouts, and number of drug trafficking organizations dismantled or disrupted, which both link to the 10-year outcome. These two measures are targeted at apprehending offenders who commit murder and other violent crimes, and drug trafficking organizations.

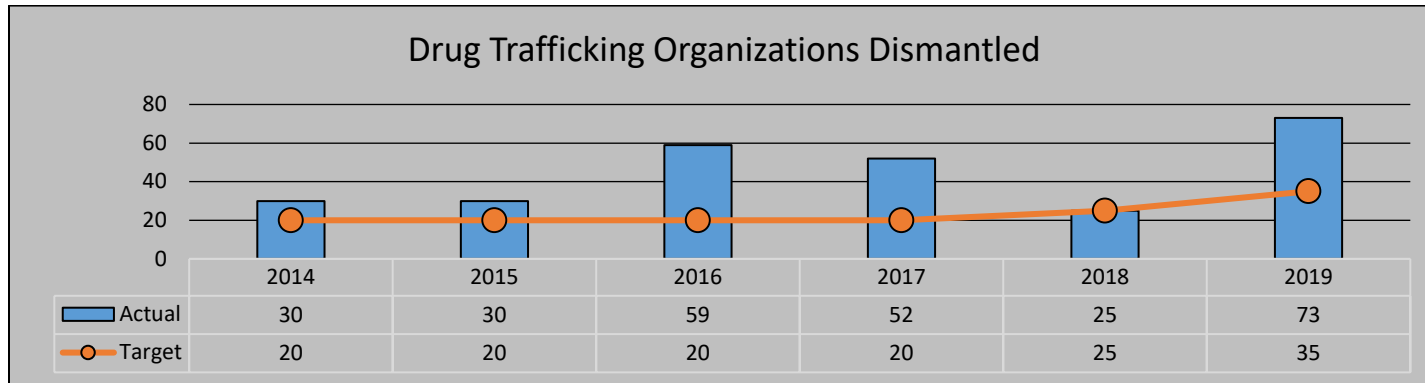
**KPM-1 – Percent of Major Crime Team (MCT) investigations resolved within Twelve (12) months.**

- Investigative response resulting in the swift apprehension of violent offenders has been shown to serve as a deterrent and mitigate criminal behavior.
- This performance measure is linked to the 10-year outcome by increasing the likelihood and swiftness with which an offender’s violent criminal behavior will be identified, removed from the public, and dealt with by the court system.



**KPM-2 – Number of Drug Trafficking Organizations (DTO) Dismantled/Disrupted.** Data for 2018-2019 shows detectives participated in 2,530 drug investigations with 98 DTOs (DTO defined as 5 or more people with established command and control structure) dismantled/disrupted.

- Drug and alcohol abuse are the cause or contributing factor in virtually every safety, social and health concern facing Oregon communities. A 2011 Office of National Drug Control Policy (ONDCP) report shows that 73% of adult males arrested for all crimes in Portland tested positive for at least one drug, which demonstrates that most criminal activity has a nexus to drugs.
- The focus on drug trafficking organizations is linked to the 10-year plan to prevent crime and the root cause: drug (and alcohol) addiction.



**Sex Offender Registration Section Performance – Registrations Processed**

2018 Initials	2018 Subsequent	2019 Initials	2019 Subsequent	Total
1,164	29,812	1,095	29,518	61,589

**Enabling Legislation/Program Authorization – Statutorily Mandated Programs:**

Homicide Incident Tracking System – ORS 181A.255 Sex Offender Registration – ORS 163A Unidentified Human Remains – ORS 146.171	M.E. Unidentified Human Remains/Records – ORS 146.174 Establish & Maintain Missing Persons Clearinghouse – ORS 181A.300-305 AMBER Alert Plan – ORS 181A.315
--	---

**Funding Streams**

The Division is 61.09% General Fund, 37.27% Other Funds, and 1.63% Federal Funds.

**2021-23 Funding Proposal Compared to 2019-21**

The Criminal Investigation Division shifted the Sex Offender Registration unit to the Criminal Justice Information Services (CJIS) Division. This shifted \$4,891,766 total funds and 18 positions/FTE from the Criminal Division to CJIS.

The Criminal Division ARB requested staffing included two (2) additional sergeants in DES; one to supervise the HIDTA Interdiction Team and one to supervise DES task-force detectives who operate in the SW Region of the state; a request for one (1) additional detective for the NW Region Marijuana Team in addition to vehicles for these new DES additions. Additionally, there is a request for one (1) sergeant, four (4) detectives, five (5) vehicles and related equipment to establish a Computer Crimes/Digital Forensics Unit to manage the increasingly complex nature of digital evidence seized as evidence by all divisions of the agency. This Policy Option Package was not recommended in Governor’s Budget. Additional funds were also requested to cover body worn cameras. This Policy Option Package was recommended in the Governor’s Budget.

Legislative Adopted Budget includes \$1.3million and 4 positions for the Criminal Division staffing (POP#112), General Fund increase of \$29.197million for the shift of Marijuana Tax Revenue with respective reduction in Other Funds, \$382,632 General Fund for Police Accountability & Wellness (POP#100), \$398,522 General Fund for Vehicles (POP #109), and other rent allocation shortfall and statewide adjustments.

## Criminal Investigation Division Narrative

The Criminal Investigation Division (CID) provides investigative services in support of criminal justice agencies statewide. The division conducts specialized investigations of intrastate and multi-jurisdictional crimes related to major crimes, drug trafficking, arson, explosives, and acts of terrorism. The division also provides specialized investigative support with polygraph examiner, digital forensic examiners and crime analysts. The division has investigative jurisdiction over crimes occurring at all state institutions and on state lands and routinely conducts sensitive criminal investigations that involve public officials.

The division provides investigative services by assigning resources throughout the state to participate in local major crime teams, multi-disciplinary child sex abuse teams, interagency drug teams, fire and explosive investigative teams.

### Major Crimes Section:

As part of the CID, the Major Crimes Section (MCS) provides immediate 24/7 investigative response required to support local law enforcement efforts during homicide and other major criminal investigations. Detectives reside in communities throughout Oregon and maintain a strong presence on major crime teams to assist partner agencies when requested. They provide primary statewide response toward multi-jurisdictional child physical and sexual abuse cases. Detectives investigate crimes committed within state correctional institutions, youth authority facilities, and mental health hospitals. In addition, MCS detectives provide investigative support to local law enforcement by conducting public employee misconduct cases. Polygraph examiners who are highly trained and certified, assist local law enforcement in determining the veracity of witness and suspect statements during criminal investigations. The Investigative Support Unit (ISU) provides vital investigative support to agencies involved in criminal investigations. Analysts compile, review, and formulate a chain of events from information developed through field investigations. In addition, CID houses the Missing Children Clearinghouse, the AMBER Alert program and the Unidentified Remains program (ORS 181A.300, 181A.305, 181A.315). Computer Forensic detectives investigate high technology crime by providing forensic evidence processing and by assisting with state-wide investigations of crimes committed or facilitated by the use of computers. The MCS is a significant partner to the FBI's Joint Terrorism Task Force (JTTF), providing two detectives to the JTTF full-time to protect Oregon's citizens from acts of terrorism, both foreign and domestic. The MCS works closely with the TITAN (Terrorism Intelligence Threat Assessment Network) Fusion Center, which is operated by the Oregon Department of Justice and provides an "all crimes" clearing house for federal, state, local and tribal law enforcement agencies. MCS personnel also work closely with federal, state and local agencies by coordinating security for the Strategic National Stockpile assets arriving in Oregon during a public health emergency, such as H1N1 or COVID-19.



**Arson Unit:**

The Arson Unit (AU) is committed to the protection of life and property by reducing the crime of arson through effective investigation and enforcement. The AU accomplishes this by working directly, upon request, with law enforcement, the Office of the State Fire Marshall and fire agencies to investigate arsons, fire fatalities and complicated fires involving both structures and wild-lands. Working partners include the Oregon State Fire Marshal's Office, Sherriff's Offices, Oregon Department of Forestry, Bureau of Alcohol Tobacco and Firearms (BATF), Bureau of Land Management, the US Forest Service, and city and county fire and police departments around the state. ORS 476.110 requires the State Police to enforce laws relating to the suppression and punishment of arson and fraudulent insurance claims.

**Explosives Unit:**

The Explosives Unit (EU) has Hazardous Device Technicians strategically located around the state. The EU members provide an FBI certified render-safe and investigative response to incidents involving suspicious objects or packages, suspected/actual Improvised Explosive Devices (IEDs), incendiary devices, and pyrotechnics, as well as weapons of mass destruction; which include chemical, biological, radiological and explosive threats. Technicians also provide proper safe transportation and disposal of old military munitions, dynamite and blasting caps, ammunition, and other explosive materials. They work closely with many federal, state and local partners, including the BATF&E, the FBI, the U.S. Department of Homeland Security Federal Protective Service, the Portland Metro Explosives Disposal Unit, the Eugene Police Department Explosive Disposal Unit, the Salem Police Department Bomb Squad, and the US Air Force 142nd Explosive Ordnance Disposal Unit.

**Drug Enforcement Section:**

The Drug Enforcement Section's (DES) mission is to aggressively pursue drug trafficking organizations and their co-conspirators responsible for the manufacture, transportation, importation and distribution of illegal controlled substances throughout Oregon and its communities. DES Detectives and supervisors work with local, state, and federal agencies to disrupt and dismantle drug trafficking organizations on a local, interstate and international basis. DES participates on fourteen (14) Interagency Drug Task Forces and provides supervision on three (3) of those teams. Additionally, DES fields three (3) teams staffed solely by OSP detectives and supervisors. DES detectives are strategically located around the state to maximize our ability to respond to drug enforcement related incidents that correlate with our statewide mission as well as supporting the Patrol Division and individual, local drug task force operations at the community level. Each DES detective undergoes an additional training curriculum specific to drug enforcement and is provided with specialized equipment to enhance a wide variety of drug enforcement operations. DES detectives typically remain in drug enforcement assignments from three (3) to seven (7) years, with a few staying longer, which provides a stable and tenured presence for participation on federal, county, and local drug task forces. The combination of training, equipment, resources, and experience that DES detectives bring to a local task force is supported by the statewide DES infrastructure. Each DES detective provides a leadership role in the coordination and support of partner law enforcement agencies in drug enforcement efforts throughout the state. Assignment of detectives and supervisors to drug task forces has enabled those task forces to expand and conduct investigations that may not otherwise be possible. In addition to field operations, DES also oversees the methamphetamine precursor chemical tracking program, asset forfeiture processing, clandestine laboratory response program and tobacco enforcement.

Criminal Investigation	2021-23 Agency Request			2021-23 Governor's Budget			2021-23 Legislatively Adopted		
	Total Funds	Pos.	FTE	Total Funds	Pos.	FTE	Total Funds	Pos.	FTE
<b>BASE BUDGET:</b>	50,186,743	114	114.00	50,186,743	114	114.00	50,186,743	114	114.00
<b>ESSENTIAL PACKAGES:</b>									
010 Vacancy/Non-PICS Personal Services Adjustments	555,870			555,870			555,870		
021 Phase - In									
022 Phase - Out									
031 Standard Inflation / SGSC	623,071			623,071			623,071		
032 Above Standard Inflation	555			555			555		
033 Exceptional Inflation									
050 Fund Shifts	-			-					
<b>TOTAL ESSENTIAL PACKAGES</b>	<b>1,179,496</b>	<b>0</b>	<b>0.00</b>	<b>1,179,496</b>	<b>0</b>	<b>0.00</b>	<b>1,179,496</b>	<b>0</b>	<b>0.00</b>
<b>POLICY PACKAGES:</b>									
096 Statewide Adjustment DAS Chgs				(339,375)					
099 Microsoft 365 Consolidation				(29,340)			(29,340)		
100 Police Accountability & Wellness	470,200			470,200			382,632		
103 Increased personnel salary costs	244,784			-					
104 Rent Allocation budget shortfall	222,727			-			222,727		
109 Vehicles							398,522		
112 Criminal Division - Staffing	2,581,556	8	7.04	-			1,331,594	4	3.52
801 LFO Analysts Adjustments							-		
810 Statewide Adjustments							(278,709)		
<b>TOTAL POLICY PACKAGES</b>	<b>3,519,267</b>	<b>8</b>	<b>7.04</b>	<b>101,485</b>	<b>0</b>	<b>0.00</b>	<b>2,027,426</b>	<b>4</b>	<b>3.52</b>
<b>TOTAL 2021-23 BUDGET</b>	<b>54,885,506</b>	<b>122</b>	<b>121.04</b>	<b>51,467,724</b>	<b>114</b>	<b>114.00</b>	<b>53,393,665</b>	<b>118</b>	<b>117.52</b>

**ESSENTIAL / POLICY PACKAGES:****PURPOSE:**

The essential packages present budget adjustments needed to bring the base budget to Current Service Level (CSL), the calculated cost of continuing legislatively approved programs into the 2021-23 biennium.

**010 Non-PICS Personal Services Adjustments**

The vacancy factor was recalculated and adjusted by \$33,252 General Fund and (\$11,043) Other Funds. The package also adjusts the pension bond obligation (using amounts provided from DAS) by (\$174,784) General Fund, \$699,232 Other Funds, and \$9,213 Federal Funds. Mass Transit was recalculated and adjusted to the maximum allowed amounts for General Fund and Other Funds. The remaining Non-PICS Personal Services accounts were inflated by the standard inflation factor of 4.3% (overtime, shift differential, other differential, temporaries, and unemployment) and includes an exception to differential account line by an additional 5.8%.

**030 Inflation/Price List Adjustments**

The Cost of Goods and Services increase totals \$14,194 General Fund, \$362,207 Other Funds, and \$29,096 Federal Funds. This is based on the pricelist inflation factor of 19.43% for Attorney General charges, 5.7% for professional services and medical services, and the standard 4.3% biennial inflation factor increase in other services and supplies, capital outlay, and special payments.

This program has a net increase/(decrease) of (\$332,061) General Fund and \$550,190 Other Funds for State Government Service Charges, based on the Department of Administrative Services' price list.

**050 Fund Shift**

The Package 050 fund shift has a net \$0 agency-wide impact and centralizes all of the Marijuana Tax (MJ) revenue to the Criminal Investigation Division. The package shifts MJ-funded positions in Forensics and the Sex Offender Registration (SOR) program to General Fund and shifts all of the remaining General Fund positions in Criminal to Other Funds Marijuana Tax revenue.

**090/800 Analyst Adjustments**

Analyst adjustments total a net increase/(decrease) of \$29,196,983 General Fund, (\$29,251,555) Other Funds, and (\$13,477) Federal Funds. This includes the Package 099 for Microsoft 365 Consolidation adjustment of (\$27,908) Other Funds, and (\$1,432) Federal Funds, Package 801 LFO Analyst Adjustment increase of \$29,197,200 General Fund with an offsetting entry in Other Funds for same amount, and Package 810 for Statewide Adjustments of (\$217) General Fund, (\$266,447) Other Funds and (\$12,045) Federal Funds.

**ESSENTIAL AND POLICY PACKAGE FISCAL IMPACT SUMMARY**

**Police, Dept of State**  
**Pkg: 010 - Non-PICS Psnl Svc / Vacancy Factor**

**Cross Reference Name: Criminal Investigation Division**  
**Cross Reference Number: 25700-004-00-00-00000**

<i>Description</i>	General Fund	Lottery Funds	Other Funds	Federal Funds	Nonlimited Other Funds	Nonlimited Federal Funds	All Funds
<b>Revenues</b>							
General Fund Appropriation	(141,532)	-	-	-	-	-	(141,532)
Federal Funds	-	-	-	9,213	-	-	9,213
<b>Total Revenues</b>	<b>(\$141,532)</b>	<b>-</b>	<b>-</b>	<b>\$9,213</b>	<b>-</b>	<b>-</b>	<b>(\$132,319)</b>
<b>Personal Services</b>							
Temporary Appointments	-	-	2,445	-	-	-	2,445
Overtime Payments	39,459	-	94,398	6,745	-	-	140,602
All Other Differential	32,311	-	86,736	-	-	-	119,047
Public Employees' Retire Cont	14,727	-	37,167	1,383	-	-	53,277
Pension Obligation Bond	(240,372)	-	422,987	569	-	-	183,184
Social Security Taxes	5,491	-	14,044	516	-	-	20,051
Mass Transit Tax	(26,400)	-	41,455	-	-	-	15,055
Vacancy Savings	33,252	-	(11,043)	-	-	-	22,209
<b>Total Personal Services</b>	<b>(\$141,532)</b>	<b>-</b>	<b>\$688,189</b>	<b>\$9,213</b>	<b>-</b>	<b>-</b>	<b>\$555,870</b>
<b>Total Expenditures</b>							
Total Expenditures	(141,532)	-	688,189	9,213	-	-	555,870
<b>Total Expenditures</b>	<b>(\$141,532)</b>	<b>-</b>	<b>\$688,189</b>	<b>\$9,213</b>	<b>-</b>	<b>-</b>	<b>\$555,870</b>
<b>Ending Balance</b>							
Ending Balance	-	-	(688,189)	-	-	-	(688,189)
<b>Total Ending Balance</b>	<b>-</b>	<b>-</b>	<b>(\$688,189)</b>	<b>-</b>	<b>-</b>	<b>-</b>	<b>(\$688,189)</b>

**ESSENTIAL AND POLICY PACKAGE FISCAL IMPACT SUMMARY**

**Police, Dept of State**  
**Pkg: 031 - Standard Inflation**

**Cross Reference Name: Criminal Investigation Division**  
**Cross Reference Number: 25700-004-00-00-00000**

<i>Description</i>	General Fund	Lottery Funds	Other Funds	Federal Funds	Nonlimited Other Funds	Nonlimited Federal Funds	All Funds
<b>Revenues</b>							
General Fund Appropriation	(318,101)	-	-	-	-	-	(318,101)
Federal Funds	-	-	-	29,096	-	-	29,096
<b>Total Revenues</b>	<b>(\$318,101)</b>	<b>-</b>	<b>-</b>	<b>\$29,096</b>	<b>-</b>	<b>-</b>	<b>(\$289,005)</b>

**Services & Supplies**

Instate Travel	718	-	9,473	-	-	-	10,191
Out of State Travel	197	-	3,515	-	-	-	3,712
Employee Training	-	-	22,673	446	-	-	23,119
Office Expenses	744	-	6,066	-	-	-	6,810
Telecommunications	3,490	-	10,512	-	-	-	14,002
State Gov. Service Charges	(332,061)	-	550,190	-	-	-	218,129
Data Processing	114	-	1,845	-	-	-	1,959
Publicity and Publications	22	-	869	-	-	-	891
Professional Services	126	-	1,374	-	-	-	1,500
IT Professional Services	-	-	-	6,817	-	-	6,817
Employee Recruitment and Develop	-	-	528	-	-	-	528
Dues and Subscriptions	44	-	451	-	-	-	495
Facilities Rental and Taxes	-	-	53,418	-	-	-	53,418
Fuels and Utilities	484	-	5,847	-	-	-	6,331
Facilities Maintenance	861	-	5,610	-	-	-	6,471
Medical Services and Supplies	718	-	985	-	-	-	1,703
Agency Program Related S and S	1,320	-	5,973	-	-	-	7,293
Other Services and Supplies	5,122	-	86,069	11,799	-	-	102,990
Expendable Prop 250 - 5000	-	-	20,646	1,605	-	-	22,251

**ESSENTIAL AND POLICY PACKAGE FISCAL IMPACT SUMMARY**

**Police, Dept of State**  
**Pkg: 031 - Standard Inflation**

**Cross Reference Name: Criminal Investigation Division**  
**Cross Reference Number: 25700-004-00-00-00000**

<i>Description</i>	General Fund	Lottery Funds	Other Funds	Federal Funds	Nonlimited Other Funds	Nonlimited Federal Funds	All Funds
<b>Services &amp; Supplies</b>							
IT Expendable Property	-	-	8,520	437	-	-	8,957
<b>Total Services &amp; Supplies</b>	<b>(\$318,101)</b>	-	<b>\$794,564</b>	<b>\$21,104</b>	-	-	<b>\$497,567</b>
<b>Capital Outlay</b>							
Automotive and Aircraft	-	-	92,435	5,217	-	-	97,652
Data Processing Hardware	-	-	893	-	-	-	893
Other Capital Outlay	-	-	24,184	2,775	-	-	26,959
<b>Total Capital Outlay</b>	-	-	<b>\$117,512</b>	<b>\$7,992</b>	-	-	<b>\$125,504</b>
<b>Total Expenditures</b>							
Total Expenditures	(318,101)	-	912,076	29,096	-	-	623,071
<b>Total Expenditures</b>	<b>(\$318,101)</b>	-	<b>\$912,076</b>	<b>\$29,096</b>	-	-	<b>\$623,071</b>
<b>Ending Balance</b>							
Ending Balance	-	-	(912,076)	-	-	-	(912,076)
<b>Total Ending Balance</b>	-	-	<b>(\$912,076)</b>	-	-	-	<b>(\$912,076)</b>



**ESSENTIAL AND POLICY PACKAGE FISCAL IMPACT SUMMARY**

**Police, Dept of State**  
**Pkg: 032 - Above Standard Inflation**

**Cross Reference Name: Criminal Investigation Division**  
**Cross Reference Number: 25700-004-00-00-00000**

<i>Description</i>	General Fund	Lottery Funds	Other Funds	Federal Funds	Nonlimited Other Funds	Nonlimited Federal Funds	All Funds
<b>Revenues</b>							
General Fund Appropriation	234	-	-	-	-	-	234
<b>Total Revenues</b>	<b>\$234</b>	-	-	-	-	-	<b>\$234</b>
<b>Personal Services</b>							
All Other Differential	-	-	-	-	-	-	-
Public Employees' Retire Cont	-	-	-	-	-	-	-
Social Security Taxes	-	-	-	-	-	-	-
<b>Total Personal Services</b>	-	-	-	-	-	-	-
<b>Services &amp; Supplies</b>							
Medical Services and Supplies	234	-	321	-	-	-	555
<b>Total Services &amp; Supplies</b>	<b>\$234</b>	-	<b>\$321</b>	-	-	-	<b>\$555</b>
<b>Total Expenditures</b>							
Total Expenditures	234	-	321	-	-	-	555
<b>Total Expenditures</b>	<b>\$234</b>	-	<b>\$321</b>	-	-	-	<b>\$555</b>
<b>Ending Balance</b>							
Ending Balance	-	-	(321)	-	-	-	(321)
<b>Total Ending Balance</b>	-	-	<b>(\$321)</b>	-	-	-	<b>(\$321)</b>

**ESSENTIAL AND POLICY PACKAGE FISCAL IMPACT SUMMARY**

**Police, Dept of State**  
**Pkg: 050 - Fundshifts**

**Cross Reference Name: Criminal Investigation Division**  
**Cross Reference Number: 25700-004-00-00-00000**

<i>Description</i>	General Fund	Lottery Funds	Other Funds	Federal Funds	Nonlimited Other Funds	Nonlimited Federal Funds	All Funds
<b>Revenues</b>							
General Fund Appropriation	(2,778,980)	-	-	-	-	-	(2,778,980)
<b>Total Revenues</b>	<b>(\$2,778,980)</b>	<b>-</b>	<b>-</b>	<b>-</b>	<b>-</b>	<b>-</b>	<b>(\$2,778,980)</b>
<b>Personal Services</b>							
Class/Unclass Sal. and Per Diem	(1,574,784)	-	1,574,784	-	-	-	-
Overtime Payments	(132,256)	-	132,256	-	-	-	-
Empl. Rel. Bd. Assessments	(406)	-	406	-	-	-	-
Public Employees' Retire Cont	(350,287)	-	350,287	-	-	-	-
Social Security Taxes	(129,353)	-	129,353	-	-	-	-
Worker's Comp. Assess. (WCD)	(322)	-	322	-	-	-	-
Mass Transit Tax	(1)	-	1	-	-	-	-
Flexible Benefits	(267,624)	-	267,624	-	-	-	-
<b>Total Personal Services</b>	<b>(\$2,455,033)</b>	<b>-</b>	<b>\$2,455,033</b>	<b>-</b>	<b>-</b>	<b>-</b>	<b>-</b>
<b>Services &amp; Supplies</b>							
Instate Travel	(16,703)	-	16,703	-	-	-	-
Out of State Travel	(4,588)	-	4,588	-	-	-	-
Office Expenses	(17,304)	-	17,304	-	-	-	-
Telecommunications	(81,158)	-	81,158	-	-	-	-
Data Processing	(2,643)	-	2,643	-	-	-	-
Publicity and Publications	(511)	-	511	-	-	-	-
Professional Services	(2,210)	-	2,210	-	-	-	-
Dues and Subscriptions	(1,023)	-	1,023	-	-	-	-
Fuels and Utilities	(11,260)	-	11,260	-	-	-	-

**ESSENTIAL AND POLICY PACKAGE FISCAL IMPACT SUMMARY**

**Police, Dept of State**  
**Pkg: 050 - Fundshifts**

**Cross Reference Name: Criminal Investigation Division**  
**Cross Reference Number: 25700-004-00-00-00000**

<i>Description</i>	General Fund	Lottery Funds	Other Funds	Federal Funds	Nonlimited Other Funds	Nonlimited Federal Funds	All Funds
<b>Services &amp; Supplies</b>							
Facilities Maintenance	(20,013)	-	20,013	-	-	-	-
Medical Services and Supplies	(16,708)	-	16,708	-	-	-	-
Agency Program Related S and S	(30,709)	-	30,709	-	-	-	-
Other Services and Supplies	(119,117)	-	119,117	-	-	-	-
<b>Total Services &amp; Supplies</b>	<b>(\$323,947)</b>	<b>-</b>	<b>\$323,947</b>	<b>-</b>	<b>-</b>	<b>-</b>	<b>-</b>
<b>Total Expenditures</b>							
Total Expenditures	(2,778,980)	-	2,778,980	-	-	-	-
<b>Total Expenditures</b>	<b>(\$2,778,980)</b>	<b>-</b>	<b>\$2,778,980</b>	<b>-</b>	<b>-</b>	<b>-</b>	<b>-</b>
<b>Ending Balance</b>							
Ending Balance	-	-	(2,778,980)	-	-	-	(2,778,980)
<b>Total Ending Balance</b>	<b>-</b>	<b>-</b>	<b>(\$2,778,980)</b>	<b>-</b>	<b>-</b>	<b>-</b>	<b>(\$2,778,980)</b>

**ESSENTIAL AND POLICY PACKAGE FISCAL IMPACT SUMMARY**

**Police, Dept of State**  
**Pkg: 090 - Analyst Adjustments**

**Cross Reference Name: Criminal Investigation Division**  
**Cross Reference Number: 25700-004-00-00-00000**

<i>Description</i>	General Fund	Lottery Funds	Other Funds	Federal Funds	Nonlimited Other Funds	Nonlimited Federal Funds	All Funds
<b>Revenues</b>							
General Fund Appropriation	-	-	-	-	-	-	-
<b>Total Revenues</b>	-	-	-	-	-	-	-
<b>Personal Services</b>							
Class/Unclass Sal. and Per Diem	-	-	-	-	-	-	-
Empl. Rel. Bd. Assessments	-	-	-	-	-	-	-
Public Employees' Retire Cont	-	-	-	-	-	-	-
Social Security Taxes	-	-	-	-	-	-	-
Worker's Comp. Assess. (WCD)	-	-	-	-	-	-	-
Flexible Benefits	-	-	-	-	-	-	-
<b>Total Personal Services</b>	-	-	-	-	-	-	-
<b>Services &amp; Supplies</b>							
Other Services and Supplies	-	-	-	-	-	-	-
<b>Total Services &amp; Supplies</b>	-	-	-	-	-	-	-
<b>Total Expenditures</b>							
Total Expenditures	-	-	-	-	-	-	-
<b>Total Expenditures</b>	-	-	-	-	-	-	-
<b>Ending Balance</b>							
Ending Balance	-	-	-	-	-	-	-
<b>Total Ending Balance</b>	-	-	-	-	-	-	-

**ESSENTIAL AND POLICY PACKAGE FISCAL IMPACT SUMMARY**

Police, Dept of State  
 Pkg: 096 - Statewide Adjustment DAS Chgs

Cross Reference Name: Criminal Investigation Division  
 Cross Reference Number: 25700-004-00-00-00000

<i>Description</i>	General Fund	Lottery Funds	Other Funds	Federal Funds	Nonlimited Other Funds	Nonlimited Federal Funds	All Funds
<b>Revenues</b>							
General Fund Appropriation	-	-	-	-	-	-	-
Federal Funds	-	-	-	-	-	-	-
<b>Total Revenues</b>	-	-	-	-	-	-	-
<b>Services &amp; Supplies</b>							
State Gov. Service Charges	-	-	-	-	-	-	-
Data Processing	-	-	-	-	-	-	-
Other Services and Supplies	-	-	-	-	-	-	-
<b>Total Services &amp; Supplies</b>	-	-	-	-	-	-	-
<b>Total Expenditures</b>							
Total Expenditures	-	-	-	-	-	-	-
<b>Total Expenditures</b>	-	-	-	-	-	-	-
<b>Ending Balance</b>							
Ending Balance	-	-	-	-	-	-	-
<b>Total Ending Balance</b>	-	-	-	-	-	-	-

**ESSENTIAL AND POLICY PACKAGE FISCAL IMPACT SUMMARY**

Police, Dept of State  
 Pkg: 099 - Microsoft 365 Consolidation

Cross Reference Name: Criminal Investigation Division  
 Cross Reference Number: 25700-004-00-00-00000

<i>Description</i>	General Fund	Lottery Funds	Other Funds	Federal Funds	Nonlimited Other Funds	Nonlimited Federal Funds	All Funds
<b>Revenues</b>							
Federal Funds	-	-	-	(1,432)	-	-	(1,432)
<b>Total Revenues</b>	-	-	-	<b>(\$1,432)</b>	-	-	<b>(\$1,432)</b>
<b>Services &amp; Supplies</b>							
IT Expendable Property	-	-	(27,908)	(1,432)	-	-	(29,340)
<b>Total Services &amp; Supplies</b>	-	-	<b>(\$27,908)</b>	<b>(\$1,432)</b>	-	-	<b>(\$29,340)</b>
<b>Total Expenditures</b>							
Total Expenditures	-	-	(27,908)	(1,432)	-	-	(29,340)
<b>Total Expenditures</b>	-	-	<b>(\$27,908)</b>	<b>(\$1,432)</b>	-	-	<b>(\$29,340)</b>
<b>Ending Balance</b>							
Ending Balance	-	-	27,908	-	-	-	27,908
<b>Total Ending Balance</b>	-	-	<b>\$27,908</b>	-	-	-	<b>\$27,908</b>

---

**CRIMINAL INVESTIGATIONS DIVISION****Policy Option Package 100 – Police Accountability and Wellness – Approved in Legislative Adopted Budget**

**Purpose:** The purpose of this Policy Option Package (POP) is to request funding and position authority to support Department policy, training, wellness and accountability improvements. Requests include:

- A. Health, Wellness, and Resiliency (HWR) Unit** – request position authority and General Fund (GF) to support four (4) positions that will reside within the agency’s Human Resources Department, focusing on mitigating the adverse mental, physical and emotional health impacts from public safety service and improving overall employee health and wellness.
- B. Diversity, Equity and Inclusion (DEI) Team** – request position authority and General Fund (GF) to support three (3) positions dedicated to continuing and improving the Department’s efforts towards diversity, equity, and inclusion.
- C. Implicit Bias Training** – request General Fund (GF) to support a comprehensive implicit bias training program meant to build off of the initial introduction to implicit bias training received by all employees during the 2017-19 biennium.
- D. Office of Professional Standards (OPS)** – request position authority and General Fund (GF) to add three (3) positions to increase the Department’s ability to efficiently manage and investigate alleged officer/staff misconduct and policy violations; and purchase a software program to track officer complaints and internal investigations.
- E. Sworn Recruiting (Training Section)** – request position authority and General Fund (GF) to support one (1) position dedicated to the recruitment and training of sworn applicants, with an emphasis placed on hiring a diverse workforce and ensuring all are treated with equity. The position would also be responsible for the sworn member patrol tactics-training program, which ensures all sworn members are trained using best practices and industry standards for policing.
- F. Firearms Accountability (Training Section)** – request General Fund (GF) to purchase gun lockers for each OSP patrol office to store spare firearms. Each locker has the capability to store information used to identify individuals accessing the lockers. Funding request would also support the purchase of basic home gun safes for each sworn officer to safely store Department firearms while off-duty.
- G. Body Worn Cameras/Storage** – request General Fund (GF) to complete body-worn camera (BWC) deployment to all sworn officers and pay for associated video storage costs.

The Criminal Investigations Division request is specific to item G.

**Justification:**

These are unprecedented times for the law enforcement profession, as tragic events across the country have led to the demand for police reforms and increased accountability. Oregon and, specifically, the Oregon State Police have long been at the forefront of progressive police reforms. Examples include: the collection of traffic stop and use of force data for over 20 years, the creation of an Inclusion Team focused on equity, diversity, and inclusion; the Department’s Car Care Program that promotes education over enforcement; implicit bias training for all Department staff; the use of in-car video systems for nearly a decade, and the incremental deployment of body-worn cameras to our sworn ranks. Department leadership recognizes that more must be done to further efforts of accountability, transparency, equity, diversity, and inclusion. This policy package represents the Department’s next steps.

**G. Body Worn Cameras** – Body worn cameras (BWCs) are used by law enforcement agencies to increase transparency/accountability, provide critical evidence in an investigation, and assist in documenting officer/public interaction. In 2012, before BWCs were widely available, the Department began using in-car video systems to record officer/public interactions during traffic stops. These systems provide the benefits listed for BWCs but are limited in their scope, as they only capture video in front of a police vehicle. In 2014, the Department began deploying BWCs to officers assigned to the Fish and Wildlife Division (FWD) and SWAT team, respectively. This was because the majority of FWD public contacts occur away from the patrol vehicle and, for SWAT, to the heightened risk factors associated with their operations. Since 2014, BWC deployment has been extended to officers assigned to the OSU patrol office, Capitol Mall patrol office, and Mobile Response Team. It has always been the Department’s goal to outfit all sworn personnel with a BWC, however, funding has been a limiting factor.

Events across the country continue to show that many critical officer/public interactions occur away from a patrol vehicle, and the public demands that these interactions be recorded. The Department currently has 434 sworn officers without an issued BWC: 334 in patrol division, and 100 in criminal division. If this policy package is approved, it will allow the Department to purchase both the BWC units and needed video storage to support all of our sworn members below the rank of Lieutenant.

**How Achieved:** The Department currently has a contract with the vendor that provides our current in-car and BWC video systems so procurement of new BWC systems will be expedited.

**Staffing Impact:** None.

**Quantifying Results:** The Department expects to see fewer officer/public interactions without video and increased transparency.

**Revenue Source:** General Fund - \$470,200 (Criminal Division)

Body Worn Cameras are a one-time purchase in the 2021-23 biennium. (62 units X \$2,302/unit = \$142,632)  
 Unit price includes a 5-year warranty. Lifecycle replacement is 5 years. Video Storage is an on-going monthly cost at \$100/month, per unit. (100 units X \$100/month X 24 months = \$240,000)

POP #100 – Criminal Division	2021-23	2023-25
Expenditure Category	GF	GF
Services & Supplies	\$382,632	\$382,632
<b>Total POP #100 (Criminal Division)</b>	<b>\$382,632</b>	<b>\$382,632</b>

Legislative Adopted Budget approved \$382,632 for electronic storage for body worn camera videos. The Body Worn Cameras were purchased in 2019-21 and storage costs have increased recently. The On-going costs for electronic video storage will continue in 2023-25.



**ESSENTIAL AND POLICY PACKAGE FISCAL IMPACT SUMMARY**

Police, Dept of State  
 Pkg: 100 - Police Accountability & Wellness

Cross Reference Name: Criminal Investigation Division  
 Cross Reference Number: 25700-004-00-00-00000

<i>Description</i>	General Fund	Lottery Funds	Other Funds	Federal Funds	Nonlimited Other Funds	Nonlimited Federal Funds	All Funds
<b>Revenues</b>							
General Fund Appropriation	382,632	-	-	-	-	-	382,632
<b>Total Revenues</b>	<b>\$382,632</b>	-	-	-	-	-	<b>\$382,632</b>
<b>Services &amp; Supplies</b>							
Data Processing	382,632	-	-	-	-	-	382,632
Expendable Prop 250 - 5000	-	-	-	-	-	-	-
<b>Total Services &amp; Supplies</b>	<b>\$382,632</b>	-	-	-	-	-	<b>\$382,632</b>
<b>Total Expenditures</b>							
Total Expenditures	382,632	-	-	-	-	-	382,632
<b>Total Expenditures</b>	<b>\$382,632</b>	-	-	-	-	-	<b>\$382,632</b>
<b>Ending Balance</b>							
Ending Balance	-	-	-	-	-	-	-
<b>Total Ending Balance</b>	-	-	-	-	-	-	-

**CRIMINAL INVESTIGATION DIVISION****Policy Option Package 103 – Increased Personnel Salary Costs – Not Recommended in Legislative Adopted Budget**

**Purpose:** To request an agency-wide increase to the overtime line item budget to address normal overtime costs exceeding the standard 4.3% inflation. This package requests \$1,483,208 total funds agency-wide to address a budgetary shortfall associated with the projected increase to the Department's 2021-23 overtime costs due to the 2019-2021 bargained pay increases.

The Criminal Investigation Division funding request from this Policy Option Package is: General Fund: \$59,205, Other Funds limitation: \$173,836, and Federal Funds limitation: \$11,743.

**Justification:**

The 2019-21 biennium had multiple bargained pay increases including two cost of living adjustments (COLA's) of 2.15% and 3%, and a new top step of approximately 4.75%. This increased base salaries by approximately 9.9%, which means that the same one hour of overtime now costs approximately 9.9% more in the 2021-23 biennium. Standard inflation for overtime is 4.3% leaving a 5.6% inflation shortfall.

As a public safety agency, specifically focused on police and fire operations, overtime hours are not easily controlled, or rather, should not be controlled. Oregon State Police (OSP) employees are first responders to the most difficult circumstances across the state, and therefore, incur overtime on a regular basis. The average number of overtime hours worked per month, per employee has remained relatively static for four biennia, averaging between 21.88 to 20.59 hours. The average cost per overtime hour has increased over the same time period from \$49.81 to \$65.42 due to bargained salary increases.

Package 103 requests the additional 5.6% inflation for the overtime line item to align the budget to reflect that the same amount of normal overtime will now cost approximately 9.9% more in the 2021-23 biennium.

**How Achieved:**

Based on the projected overtime costs for the 2021-23 biennium the agency-wide request adjusts the overtime line item budget by fund type as follows: \$879,238 General Fund, \$533,403 Other Funds limitation, and \$70,567 Federal Funds limitation to align the budget with the projected overtime costs for the agency.

**Staffing Impact:** None

**Quantifying Results:** N/A

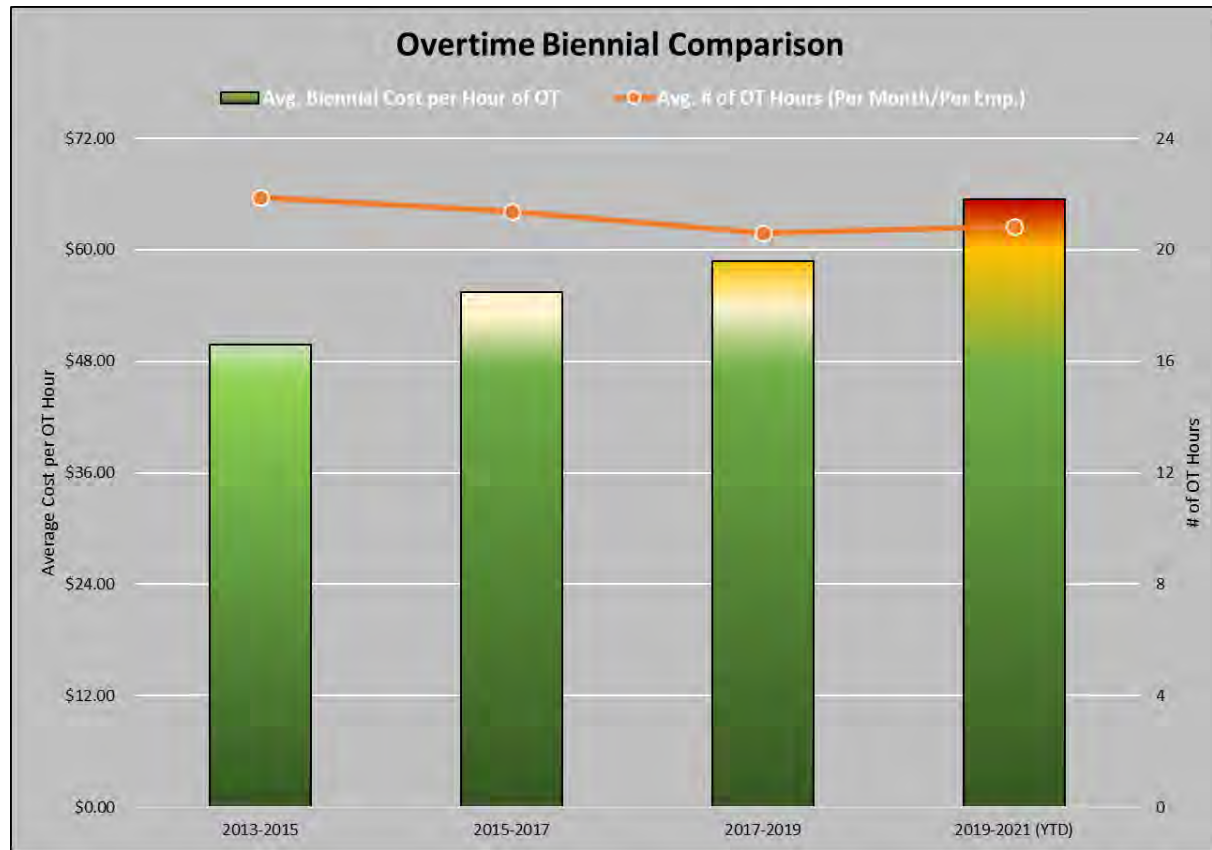
Revenue Source: General Fund: \$59,205, Other Funds limitation: \$173,836, and Federal Funds limitation: \$11,743.

Expenditure Category	2021-23				2023-25			
	GF	OF	FF	TF	GF	OF	FF	TF
Personal Services – Overtime	\$59,205	\$173,836	\$11,743	\$244,784	\$59,205	\$173,836	\$11,743	\$244,784
<b>Total POP #103</b>	<b>\$59,205</b>	<b>\$173,836</b>	<b>\$11,743</b>	<b>\$244,784</b>	<b>\$59,205</b>	<b>\$173,836</b>	<b>\$11,743</b>	<b>\$244,784</b>

POP 103 Agency-wide summary:

Division	General Fund	Other Funds	Federal Funds	Total Funds
Administrative Services Division	\$10,744	\$1,760		\$12,504
Patrol Services Division	\$631,079	\$252,657	\$11,656	\$895,392
Fish and Wildlife Division	\$33,304	\$71,706	\$12,297	\$117,307
Criminal Investigation Division	\$59,205	\$173,836	\$11,743	\$244,784
Forensic Services Division	\$32,567	\$4,713	\$34,871	\$72,151
Office of State Medical Examiner	\$842	\$33		\$875
Agency Support Division	\$102,154	\$3,765		\$105,919
Criminal Justice Information Services	\$9,256	\$1,272		\$10,528
Gaming Enforcement Division		\$11,555		\$11,555
Office of State Fire Marshal	\$87	\$12,106		\$12,193
<b>Grand Total</b>	<b>\$879,238</b>	<b>\$533,403</b>	<b>\$70,567</b>	<b>\$1,483,208</b>

The chart below depicts the necessity to align the 2021-23 budget to fund overtime costs that exceed standard inflation.



The table below shows that the average number of overtime hours worked remains consistent, however the cost per overtime hour steadily increases due to bargained salary increases.

Biennium	Avg. # of OT Hours (Per Month/Per Emp.)	Avg. Biennial Cost per Hour of OT
2013-2015	21.88	\$49.81
2015-2017	21.36	\$55.48
2017-2019	20.59	\$58.81
2019-2021 (YTD)	20.84	\$65.42

**ESSENTIAL AND POLICY PACKAGE FISCAL IMPACT SUMMARY**

**Police, Dept of State**  
**Pkg: 103 - Increased personnel salary costs**

**Cross Reference Name: Criminal Investigation Division**  
**Cross Reference Number: 25700-004-00-00-00000**

<i>Description</i>	General Fund	Lottery Funds	Other Funds	Federal Funds	Nonlimited Other Funds	Nonlimited Federal Funds	All Funds
<b>Revenues</b>							
General Fund Appropriation	-	-	-	-	-	-	-
Other Revenues	-	-	-	-	-	-	-
Federal Funds	-	-	-	-	-	-	-
<b>Total Revenues</b>	-	-	-	-	-	-	-
<b>Personal Services</b>							
Overtime Payments	-	-	-	-	-	-	-
Public Employees' Retire Cont	-	-	-	-	-	-	-
Social Security Taxes	-	-	-	-	-	-	-
<b>Total Personal Services</b>	-	-	-	-	-	-	-
<b>Total Expenditures</b>							
Total Expenditures	-	-	-	-	-	-	-
<b>Total Expenditures</b>	-	-	-	-	-	-	-
<b>Ending Balance</b>							
Ending Balance	-	-	-	-	-	-	-
<b>Total Ending Balance</b>	-	-	-	-	-	-	-

**CRIMINAL INVESTIGATION DIVISION**

**Policy Option Package 104 – Rent Allocation Budget Shortfall – Recommended in Legislative Adopted Budget**

**Purpose:** To request an agency-wide adjustment of the rent line item budget that aligns individual division’s rent budget with their respective 2021-23 projected rent cost. This package has a net General Fund request of \$976,613 to address a budgetary shortfall associated with the allocation of the Department’s 2021-23 projected rent cost.

The Criminal Investigation Division funding request from this Policy Option Package is: Other Funds limitation: \$222,727

**Justification:**

The agency recently updated the rent allocations for all facilities across the state using updated square foot information identifying the amount of space used by each division as well as the number and funding of personnel located at each of its facilities. The analysis used in preparation of this Policy Option Package compares the 2021-23 Current Service Level budget to the 2021-23 projected rent cost by division and fund type.

This methodology is consistent with the way the Department of Administrative Services (DAS) and other agencies allocate rent, which factors the Full Time Equivalent (FTE), associated funding streams, and square footage of each office. Programs that are primarily funded with dedicated other fund revenues have reduced their square footage within Oregon State Police (OSP) facilities which shifts the rent obligation to other funding streams.

**How Achieved:**

Based on the projected rent cost for the 2021-23 biennium the agency-wide request is to adjust the rent line item budget by fund type as follows: \$976,613 General Fund, (\$2,043,563) Other Funds limitation, and (\$246,311) Federal Funds limitation to align the budget with the rent obligations of the agency.

**Staffing Impact:** None

**Quantifying Results:** N/A

**Revenue Source:** Other Funds limitation: \$222,727.

	2021-23	2023-25
Expenditure Category	OF	OF
Services & Supplies – Facilities Rent	\$222,727	\$222,727
<b>Total POP #104</b>	<b>\$222,727</b>	<b>\$222,727</b>

## POP 104 Agency-wide summary:

Division	General Fund	Other Funds	Federal Funds	Total Funds
Administrative Services Division	\$273,341	(\$418,919)		(\$145,578)
Patrol Services Division	(\$821,737)	\$10,308		(\$811,429)
Fish and Wildlife Division	\$34,106	(\$35,475)	(\$246,311)	(\$247,680)
Criminal Investigation Division		\$222,727		\$222,727
Forensic Services Division	(\$246,416)			(\$246,416)
Office of State Medical Examiner	(\$6,303)			(\$6,303)
Agency Support Division	\$520,472	(\$133,878)		\$386,594
Criminal Justice Information Services	\$246,537	(\$6,054)		\$240,483
Gaming Enforcement Division		(\$81,693)		(\$81,693)
Office of State Fire Marshal		(\$623,966)		(\$623,966)
<b>Grand Total</b>	<b>\$0</b>	<b>(\$1,066,950)</b>	<b>(\$246,311)</b>	<b>(\$1,313,261)</b>

The Legislative Adopted Budget increases Other Funds expenditure limitation by \$222,727. OSP recently evaluated its use of building space and updated the rent allocations for all facilities statewide. The reevaluation is consistent with the way the Department of Administrative Services allocates rent expense, based on FTE, funding source, and square footage at each location. Rent expense is re-allocated among the Agency's program areas, resulting in a net reduction of \$1.3 million in Other Funds and Federal Funds rent expense agency-wide.

**ESSENTIAL AND POLICY PACKAGE FISCAL IMPACT SUMMARY**

Police, Dept of State  
 Pkg: 104 - Rent Allocation budget shortfall

Cross Reference Name: Criminal Investigation Division  
 Cross Reference Number: 25700-004-00-00-00000

<i>Description</i>	General Fund	Lottery Funds	Other Funds	Federal Funds	Nonlimited Other Funds	Nonlimited Federal Funds	All Funds
<b>Revenues</b>							
Other Revenues	-	-	-	-	-	-	-
<b>Total Revenues</b>	-	-	-	-	-	-	-
<b>Services &amp; Supplies</b>							
Facilities Rental and Taxes	-	-	222,727	-	-	-	222,727
<b>Total Services &amp; Supplies</b>	-	-	<b>\$222,727</b>	-	-	-	<b>\$222,727</b>
<b>Total Expenditures</b>							
Total Expenditures	-	-	222,727	-	-	-	222,727
<b>Total Expenditures</b>	-	-	<b>\$222,727</b>	-	-	-	<b>\$222,727</b>
<b>Ending Balance</b>							
Ending Balance	-	-	(222,727)	-	-	-	(222,727)
<b>Total Ending Balance</b>	-	-	<b>(\$222,727)</b>	-	-	-	<b>(\$222,727)</b>



## CRIMINAL INVESTIGATION DIVISION

### Policy Option Package 109 – Vehicles – Recommended in Legislative Adopted Budget

**Purpose:** The purpose of this Policy Option Package (POP) is to request funds to replace failing vehicles and maintain the current 1:1 vehicle/trooper ratio through new and lifecycle replacement builds for the Patrol Services Division.

Additionally, this POP is requesting funding to purchase a new crime scene response vehicle for the Forensics Division. This vehicle will be utilized in the Pendleton Laboratory.

The LFO analyst added to this Policy Option Package (POP) for vehicles that were ordered in 2019-21 and not yet received by end of June 30, 2021.

The components to this Policy Option Package are segregated into the following components and amended by the LFO Analyst to include the amended sections below.

- A. Patrol Services Division Vehicle Replacements (Amended)*
- B. Forensics Crime Scene Response Vehicle (Amended)*
- C. Criminal Investigation Division (Amended)*
- D. Agency Support Division (Amended)*

The Criminal Investigation Division request is specific to item C.

**Justification:** Each Division accomplishes a 1:1 vehicle/trooper ratio through both “new” and “replacement” vehicle builds. A “new” vehicle build is exactly as it sounds, the car/truck/SUV is brand new as is the specialized police equipment that is installed within the car by Department fleet personnel. These vehicles represent the most expensive build for each division. New builds are most commonly associated with the hiring of new recruits (mainly applies to Patrol Division), the filling of long-term vacancies, newly authorized positions, or replacement of a totaled vehicle resulting from an on-duty incident. The second type of build is termed “replacement” and, as the name suggests, this build is for vehicles that have reached their end of lifecycle. The key difference between a “replacement” and a “new” build is that the bulk of the specialized police equipment in the “replacement” build is transferred over from the vehicle that reached the end of its lifecycle. A “replacement” build is approximately two-thirds the cost of a “new” build. The most expensive replacement build is the Pendleton Crime Scene Response Vehicle, as it is a large, special purpose vehicle, and the age of the current vehicle and equipment ensures that virtually everything will have to be replaced.

The positive outcomes that resonate across each division for a 1:1 vehicle/trooper ratio include:

- A reduction in response times and highway closure times.
- Less time will be spent by troopers on patrol preparation and termination at the end of their shifts moving equipment in and out of vehicles.
- Troopers will not have to wait for other troopers to return to the office before they can go out on patrol.
- The agency will be able to field more troopers during large scale events.
- Each trooper will be equipped with a mobile platform (mobile office) and less time will be spent in the offices.
- An increase in field time of troopers will serve as a visible deterrent to crime and other hazardous driving behavior that can lead to vehicle crashes.
- Trooper safety is improved because they are more familiar with their assigned vehicle, how it handles, and where critical equipment is located.

**Staffing Impact:** This policy package does not request new positions.

**Quantifying Results:** This request links to the following Division KPMs:

- Patrol: KPM #1 – reduce fatal crashes on state and interstate highways where OSP has primary responsibility.
- Patrol: KPM #2 – clear 80% of lane blocking crashes within 90 minutes or less.
- Patrol: KPM #3 – increase the detection and apprehension of persons engaged in criminal activity on Oregon’s transportation system.

Each of these KPMs will benefit from maintaining a 1:1 vehicle/trooper ratio.

**Revenue Source:** Other Funds revenue for this package is one-time only and will be allocated from American Rescue Plan Act (ARPA) funds received by the Department of Administrative Services and passed through to OSP.

Criminal –6 new Chargers; 6 new Tahoe’s that were ordered in 2019-21 and were not received prior to June 30, 2021 due to COVID shortages.

	2021-23	2023-25
Expenditure Category	OF	OF
Capital Outlay	\$398,522	\$0
<b>Total POP #109</b>	<b>\$398,522</b>	<b>\$0</b>

The Legislative Adopted Budget increases Other Funds expenditure limitation by \$398,522. Agency-wide, this package provides \$4.6 million Other Funds to replace 214 vehicles and purchase 27 additional vehicles in 2021-23, including a Forensics crime scene response vehicle; and to pay for 62 vehicles ordered but not yet received in the 2019-21 biennium.

**ESSENTIAL AND POLICY PACKAGE FISCAL IMPACT SUMMARY**

Police, Dept of State  
Pkg: 109 - Vehicles

Cross Reference Name: Criminal Investigation Division  
Cross Reference Number: 25700-004-00-00-00000

<i>Description</i>	General Fund	Lottery Funds	Other Funds	Federal Funds	Nonlimited Other Funds	Nonlimited Federal Funds	All Funds
<b>Revenues</b>							
Tsfr From Administrative Svcs	-	-	398,522	-	-	-	398,522
<b>Total Revenues</b>	-	-	<b>\$398,522</b>	-	-	-	<b>\$398,522</b>
<b>Capital Outlay</b>							
Automotive and Aircraft	-	-	398,522	-	-	-	398,522
<b>Total Capital Outlay</b>	-	-	<b>\$398,522</b>	-	-	-	<b>\$398,522</b>
<b>Total Expenditures</b>							
Total Expenditures	-	-	398,522	-	-	-	398,522
<b>Total Expenditures</b>	-	-	<b>\$398,522</b>	-	-	-	<b>\$398,522</b>
<b>Ending Balance</b>							
Ending Balance	-	-	-	-	-	-	-
<b>Total Ending Balance</b>	-	-	-	-	-	-	-

**CRIMINAL INVESTIGATIONS DIVISION****Policy Option Package 112 – Criminal Division – Staffing – Recommended as Modified in Legislative Adopted Budget**

**Purpose:** The purpose of this Policy Option Package (POP) is to request funding and position authority to support the statewide Criminal Investigations Division. Requests include:

- A. *Criminal Division Staffing*** – Request position authority and Other Fund (OF) – Marijuana Tax Revenue to support three new positions. The positions are as follows: one (1) OSP Sergeant position for the HIDTA Interdiction Team (HIT), one (1) OSP Trooper (detective) position for the Northwest Region Marijuana Team, and one (1) OSP Sergeant position for supervision and management of OSP Southwest Region Task Forces. A description of each position is listed below:

- 1. *OSP Sergeant – HIDTA Interdiction Team (HIT)*** - Add one (1) Sergeant position to the Drug Enforcement Section (DES) assigned to General Headquarters

This position will be responsible for conducting critical administrative tasks that include, but are not limited to:

- Annual Detective Audits
- Confidential Funds Audits
- Provide oversight for the Clandestine Lab Program
- Maintain database for equipment assigned to section
- Maintain section manual on drug enforcement procedures
- Provide analysis of legislative bills assigned to the DES section
- Provide direct supervision to six (6) HIT detectives strategically positioned throughout the state

- 2. *OSP Trooper (detective) – Northwest Region Marijuana Team*** - Add one (1) additional marijuana detective position to the Drug Enforcement Section (DES) for the Department’s Northwest Region Marijuana Team (NWRMJ). The addition of this detective is critical to the Department successfully detecting and investigating illegal marijuana cultivation and exportation.

- 3. *OSP Sergeant – Southwest Region Task Forces*** - Add one (1) Sergeant position to the Drug Enforcement Section (DES) to provide direct supervision to detectives assigned to various Southwest Region Task Forces. This sergeant position will be responsible for supervising four regional detectives assigned to three task forces: Medford Area Drug and Gang Enforcement (MADGE - 1), Rogue Area Drug Enforcement (RADE - 2), Douglas Interagency Narcotics Team) (DINT - 1) and any future detectives assigned to task forces in the southwest region. Due to the location of this position and the initial number of detectives supervised, this position will take over supervision of the Department Clandestine Lab Response program. This new position will help balance the drug enforcement section supervisory workload in the southwest region.

**B. *Digital Forensics Unit (DFU)*** - Request funding for the Digital Forensics Unit (DFU) of the Oregon State Police. The unit will consist of one (1) Sergeant and four (4) Detective positions placed strategically around the state. Digital Forensics personnel have become essential for the Department to conduct effective criminal investigation work. The rapid technological advancements in mobile devices within the last decade has led to nearly every person in Oregon possessing a ‘Smart’ phone or other complex mobile device. Active criminals also carry these devices, which accumulate evidence related to their activities and communication with co-conspirators. Extracting such evidence from these devices requires specialized equipment and extensive training. This unit will support the 15 trained and certified Mobile Technicians (Cellebrite Trained Operators) from the Fish and Wildlife Division, the Criminal Investigations Division, and the Patrol Services Division, by providing them with additional training, oversight, equipment, software, and direction concerning updated policies and procedures that change with the evolution of policy and law. The Mobile Technicians perform the digital examinations of mobile devices as an additional duty and not as their primary work assignments.

**Justification:**

**A. *Criminal Division Staffing***

**1. *OSP Sergeant – HIDTA Interdiction Team (HIT)***

In 2018, the DES Sergeant position transferred from headquarters to a position in the field, supervising detectives due to an operational priority. This Sergeant position was responsible for administrative functions in support of the section, oversight of the clandestine lab program and supervision of the division’s HIDTA Interdiction Team (HIT). Since 2018, the HIT Team has increased from three to six detectives. Additionally, the agency created two marijuana enforcement teams, one in southern Oregon and one in Northern Oregon, and supervision of the clandestine lab program has rotated between the HIT Sergeant and the northwest marijuana Sergeant. The creation of the two OSP Marijuana Teams was in response to the legalization of recreational marijuana in Oregon. Oregon was, and is, currently experiencing a large issue with marijuana and derivatives being diverted out of Oregon and being sold on the ‘black-market’, undercutting the legal, regulated market. Administrative duties have been assigned out to the HIT Sergeant, southwest marijuana team Sergeant, and the northwest marijuana team Sergeant. All three of these Sergeants carry a large caseload and respond to cases across the state. Due to the removal of the administrative Sergeant position the three Sergeants have had to carry an excessive administrative load they normally would not be responsible for. This includes task force officer (TFO) audits, confidential fund and informant file audits, equipment purchases and tracking, training development, IGA and MOU review, asset forfeiture review and legislative bill reviews. This has a direct impact on their ability to manage and work cases and supervise their detectives in the field.

Having the ability to routinely and consistently perform audits of confidential funds and confidential informant files of all DES detectives in the state is an important task which helps promote integrity of DES employees and maintain consistency in tracking these crucial assets. These audits also assist in informing policy and procedure within the program. This position would restore consistent auditing of all DES members. It would also work with the DES Lieutenant to update and review inter-governmental agreements with other task forces around the state. Many agreements are outdated and need to be updated with current forfeiture language and guidelines. This position would also be responsible for coordinating legislative duties for the drug enforcement

section and ensuring DES procedures and policies are up to date and current. Our DES manual was recently updated but will need to be maintained moving forward.

Since 2018, OSP has seen a dramatic increase in Butane Hash Oil (BHO) labs in Oregon. These highly volatile labs are found all over the state. Without having a dedicated supervisor to oversee the clandestine lab program, DES is lacking updated training and guidance for these types of labs. With the addition of this position the DES section will provide a sole person to oversee the clandestine lab program with a focus on BHO labs in Oregon.

**2. *OSP Trooper (detective) – Northwest Region Marijuana (NWRMJ) Team***

The NWRMJ Team is responsible for the investigation of marijuana cases across Oregon from Eugene, North to the Washington border, a territory encompassing 28 of Oregon's 36 counties. Because of limited resources, often the NWRMJ Team can only assess tips and refer cases for investigation to local law enforcement. Currently, only the Deschutes County Marijuana Team, co-located with the Central Oregon Drug Enforcement Task Force (CODE), in Bend, operates within this area of responsibility. Historically, no other city or county law enforcement has taken referrals from NWRMJ. In fact, city and county law enforcement rely on the NWRMJ to accept their referrals. The NWRMJ Team consistently is unable to work cases due to a backlog of tips, cases, referrals, and field investigations being conducted. An additional detective will increase the efficiency of the team by bringing the team up to one lead worker and three full-time investigators. This is a proven model that has been effective on several other small drug enforcement task forces around the state.

**3. *OSP Sergeant – Southwest Region Task Forces***

Currently, there is only one OSP DES Sergeant in the southwest region of the state. This Sergeant runs OSP's Southwest Region Marijuana (SWRMJ) Team, which is one of only two teams in the region that focuses on enforcement of state crimes involving marijuana production and export. This four-man team is extremely busy and consistently requires more than 40 hours a week of the Sergeant's time to manage. Additionally, OSP has four detectives in the region that are assigned to other local task forces which focus on a variety of illicit drugs, but not marijuana. These detectives are also supervised by the same DES sergeant, who case and supervision load is already exceeded an acceptable workload threshold. The Sergeant spends a great deal of time after hours supervising and overseeing cases from the task force detectives. This tends to lead towards a much larger overtime load than the rest of the DES supervisors (OSP Sergeants are overtime eligible). The number of cases worked between the detectives assigned to the southwest region far exceed those of any other region.

Additionally, Southern Oregon is the largest source of marijuana production in the State of Oregon. Detectives spend countless hours working cases involving the diversion of marijuana and derivatives from Southern Oregon to other states. Adding this Southwest Region Task Force Sergeant will allow the Southwest Region Marijuana Team Sergeant to focus on his work on marijuana-related cases.

### ***B. Digital Forensics Unit***

Digital forensics has become more complicated over the past few years due to critical case law decisions, like State V. Savath 298 Or App 495 (2019), State V. Cannon, 200 Or App 616 (2019) and State V. Mansour 363 Or 185 (2018). These decisions, along with the increasing complexity, security and storage capacity of digital devices place additional requirements on law enforcement officers who are tasked with extracting and analyzing digital evidence. Digital Forensic Examiners (DFE) must undergo specialized training and achieve certifications to allow them to effectively recover digital evidence from a wide variety of electronic devices without altering or losing data. A dedicated Digital Forensics Unit (DFU) will allow the OSP to develop trained personnel who can keep up with evolving technology, software, and data extraction procedures, thereby enabling OSP to become a more effective tool in solving criminal cases while minimizing risk to the state due to improper data extraction techniques.

Currently, the Oregon State Police has two non-dedicated detective positions temporarily assigned to two computer forensic labs around the state and one dedicated position assigned to the FBI Regional Computer Forensics Laboratory. Those detectives work in computer forensic labs run by the Deschutes County Sheriff's Office, the Medford Police Department, and the FBI Regional Computer Forensics Lab with collaborating agency support. This ad-hoc group of three detectives is all our agency has been able to piece together, as they are being pulled from the Criminal Investigation Division's Major Crimes Section, a unit that is already understaffed, managing extremely large workloads, and incurring large overtime costs. Increasing demand for digital forensic services substantially exceeds the current system's capacity and it is continuing to grow, so the cases eligible for the analysis must be triaged. The computer forensic cases we do accept are typically delayed by as much as six or eight months, since our team also supports our law enforcement partners with similar needs. The current model is insufficient and inefficient, and it lacks the capacity for the continuing training and supervision necessary to ensure that Department policy and practice stay abreast with evolving legal standards.

Lastly, Digital Forensics has been critical in the successful prosecution of almost all major investigations in the last decade. Cases are either solved or verified through proven methods of data extraction techniques, well supported procedures and written affidavits for search warrants. Digital Evidence is everywhere in our daily lives, from cellphones, bank transactions, video surveillance, vehicle automation, computer searches, websites, smart watches, WiFi access points, routers, heart rate monitors, fitness watches, vehicle computer systems and virtual assistance AI (artificial intelligence) technology systems like Alexa that respond to your every request. We believe this POP will lay a foundation to address this growing need for the future.

**How Achieved:** Requested positions would be recruited and hired following human resources and collective bargaining agreement guidelines/procedures with an expected start date of October 1, 2021.

**Staffing Impact:** The positions outlined below are requested to ensure the success of each program. Services & Supplies and Capital Outlay (if applicable) were applied using the agency's position pricing model. Sworn positions include a vehicle which is included in the Capital Outlay line item.

*A. Criminal Division Staffing – Other Funds – Marijuana Tax Revenue*

Position Number	Classification Title	Classification Number	2021-23			2023-25		
			Pos Count	FTE Count	Pos Budget	Pos Count	FTE Count	Pos Budget
2579504	OSP Sergeant	SS U7556 AP	1	0.88	\$267,102	1	1.00	\$305,261
2579505	OSP Trooper	SU U7555 AP	1	0.88	\$192,170	1	1.00	\$219,624
2579506	OSP Sergeant	SS U7556 AP	1	0.88	\$267,102	1	1.00	\$305,261
	<b>Total</b>		<b>3</b>	<b>2.64</b>	<b>\$726,374</b>	<b>3</b>	<b>3.00</b>	<b>\$830,146</b>

Expenditure Category	2021-23	2023-25
Personal Services	\$726,374	\$830,146
Services & Supplies	\$99,150	\$47,100
Capital Outlay	\$195,000	\$65,001
<b>Total</b>	<b>\$1,020,524</b>	<b>\$942,247</b>

Note - Services & Supplies are based on the position pricing model for new positions



**B. Digital Forensics Unit - Other Funds – Marijuana Tax Revenue**

Position Number	Classification Title	Classification Number	2021-23			2023-25		
			Pos Count	FTE Count	Pos Budget	Pos Count	FTE Count	Pos Budget
2579507	OSP Sergeant	SS U7556 AP	1	0.88	\$267,102	1	1.00	\$305,261
2579508	OSP Trooper	SU U7555 AP	1	0.88	\$192,170	1	1.00	\$219,624
2579509	OSP Trooper	SU U7555 AP	1	0.88	\$192,170	1	1.00	\$219,624
2579510	OSP Trooper	SU U7555 AP	1	0.88	\$192,170	1	1.00	\$219,624
2579511	OSP Trooper	SU U7555 AP	1	0.88	\$192,170	1	1.00	\$219,624
	<b>Total</b>		<b>5</b>	<b>4.40</b>	<b>\$1,035,782</b>	<b>5</b>	<b>5.00</b>	<b>\$1,183,757</b>

Expenditure Category	2021-23	2023-25
Personal Services	\$1,035,782	\$1,183,757
Services & Supplies	\$200,250	\$88,500
Capital Outlay	\$325,000	\$108,335
<b>Total</b>	<b>\$1,561,032</b>	<b>\$1,380,592</b>

Note - Services & Supplies are based on the position pricing model for new positions. Additional training is included in the Services & Supplies line item for the Digital Forensics Unit. This request assumes \$8,000 per position for the 2021-23 biennium for specialized training and \$2,000 per position per year thereafter.

**Quantifying Results:**

- A. Criminal Division Staffing** – The Drug Enforcement Section provides services that support and augment the efforts of local, state and federal task forces within the state related to narcotics investigations. The Oregon State Police participation in narcotics task forces enables task forces to conduct investigations that would not otherwise be possible, with the collaborative goal to disrupt or dismantle drug trafficking organizations (DTO’s). With the addition of these three (3) positions, the DES will be able to better meet its key performance measure (KPM) of dismantling 25 DTO’s annually by having a position dedicated to overseeing the administrative, training, and equipment needs of detectives assigned to task forces across the state.

**B. Digital Forensics Unit (DFU)** – The addition of the Oregon State Police Digital Forensics Unit will directly support the agency’s KPM #6 – Major Crime Team investigations resolved within 12 months and KPM #7 – Dismantle or disrupt Drug Trafficking Organizations (DTO’s) in HIDTA and non-HIDTA counties. The timely acquisition and analysis of digital evidence has become increasingly more necessary in the timely resolution of major criminal cases since the proliferation of ‘smart’ mobile devices and due to the improvements in data encryption. In nearly 100% of the major criminal cases that OSP investigators were involved in 2019, evidence of the criminal act was found, or could have been found on some form of digital device related to the investigation if the analysis had occurred by a trained investigator in a timely manner. Due to the current ‘lag time’ between the acquisition of the evidence and analysis of the evidence based on limited resources, OSP investigators have lost evidence in some cases which has negatively impacted both of these KPM’s.

**Revenue Source:** Other Fund limitation – Marijuana Tax Revenue – **Not Recommended in Governor’s Budget**

- A. Criminal Division Staffing (DES)** – \$365,152 General Funds; 1 position / 0.88 FTE.
- B. Digital Forensics Unit (DFU)** – \$966,442 General Funds; 3 positions / 2.64 FTE.

	2021-23	2023-25
Expenditure Category	GF	GF
Personal Services	\$918,544	\$918,544
Services & Supplies	\$153,050	\$153,050
Capital Outlay	\$260,000	\$260,000
<b>Total POP #112</b>	<b>\$1,331,594</b>	<b>\$1,331,594</b>
Positions	4	4
FTE	3.52	3.52

The Legislative Adopted Budget increases General Fund by \$1,331,594 and establishes four permanent full-time positions (3.52 FTE). The positions include one sergeant (0.88 FTE) to support the southwest Oregon regional drug interdiction task forces, and one sergeant (0.88 FTE) and two trooper positions (1.76 FTE) to establish a Digital Forensics Unit within the Criminal Investigations Division.

**ESSENTIAL AND POLICY PACKAGE FISCAL IMPACT SUMMARY**

**Police, Dept of State**  
**Pkg: 112 - Criminal Division - Staffing**

**Cross Reference Name: Criminal Investigation Division**  
**Cross Reference Number: 25700-004-00-00-00000**

<i>Description</i>	General Fund	Lottery Funds	Other Funds	Federal Funds	Nonlimited Other Funds	Nonlimited Federal Funds	All Funds
<b>Revenues</b>							
General Fund Appropriation	1,331,594	-	-	-	-	-	1,331,594
Other Revenues	-	-	-	-	-	-	-
<b>Total Revenues</b>	<b>\$1,331,594</b>	-	-	-	-	-	<b>\$1,331,594</b>
<b>Personal Services</b>							
Class/Unclass Sal. and Per Diem	609,126	-	-	-	-	-	609,126
Empl. Rel. Bd. Assessments	200	-	-	-	-	-	200
Public Employees' Retire Cont	124,994	-	-	-	-	-	124,994
Social Security Taxes	46,598	-	-	-	-	-	46,598
Worker's Comp. Assess. (WCD)	160	-	-	-	-	-	160
Mass Transit Tax	3,654	-	-	-	-	-	3,654
Flexible Benefits	133,812	-	-	-	-	-	133,812
<b>Total Personal Services</b>	<b>\$918,544</b>	-	-	-	-	-	<b>\$918,544</b>
<b>Services &amp; Supplies</b>							
Instate Travel	8,400	-	-	-	-	-	8,400
Employee Training	31,000	-	-	-	-	-	31,000
Office Expenses	4,200	-	-	-	-	-	4,200
Telecommunications	8,400	-	-	-	-	-	8,400
Data Processing	8,400	-	-	-	-	-	8,400
Medical Services and Supplies	4,000	-	-	-	-	-	4,000
Other Services and Supplies	30,650	-	-	-	-	-	30,650
Expendable Prop 250 - 5000	40,000	-	-	-	-	-	40,000

**ESSENTIAL AND POLICY PACKAGE FISCAL IMPACT SUMMARY**

Police, Dept of State  
Pkg: 112 - Criminal Division - Staffing

Cross Reference Name: Criminal Investigation Division  
Cross Reference Number: 25700-004-00-00-00000

<i>Description</i>	General Fund	Lottery Funds	Other Funds	Federal Funds	Nonlimited Other Funds	Nonlimited Federal Funds	All Funds
<b>Services &amp; Supplies</b>							
IT Expendable Property	18,000	-	-	-	-	-	18,000
<b>Total Services &amp; Supplies</b>	<b>\$153,050</b>	-	-	-	-	-	<b>\$153,050</b>
<b>Capital Outlay</b>							
Automotive and Aircraft	260,000	-	-	-	-	-	260,000
<b>Total Capital Outlay</b>	<b>\$260,000</b>	-	-	-	-	-	<b>\$260,000</b>
<b>Total Expenditures</b>							
Total Expenditures	1,331,594	-	-	-	-	-	1,331,594
<b>Total Expenditures</b>	<b>\$1,331,594</b>	-	-	-	-	-	<b>\$1,331,594</b>
<b>Ending Balance</b>							
Ending Balance	-	-	-	-	-	-	-
<b>Total Ending Balance</b>	-	-	-	-	-	-	-
<b>Total Positions</b>							
Total Positions							4
<b>Total Positions</b>	-	-	-	-	-	-	<b>4</b>
<b>Total FTE</b>							
Total FTE							3.52
<b>Total FTE</b>	-	-	-	-	-	-	<b>3.52</b>

**CRIMINAL INVESTIGATION DIVISION**

**Policy Option Package 801 – LFO Analyst Adjustments**

**Justification:**

This package increases General Fund by \$29,197,200 and decreases Other Funds expenditure limitation by \$29,197,200. This fund shift backfills the loss of Marijuana Tax revenue resulting from the passage of Ballot Measure 110 (2020), which created a new Drug Treatment and Recovery Fund and changed the statutory distribution of marijuana tax revenue to include distribution into the new fund. Distributions previously made to state agencies were considerably reduced.

**Revenue Source:** General Fund

	2021-23	2021-23	2021-23	2021-23
Expenditure Category	GF	OF	FF	TF
Personal Services	\$ 29,197,200.00	\$ (29,197,200.00)	\$ -	\$ -
Services & Supplies	\$ -		\$ -	\$ -
Capital Outlay				\$ -
<b>Total</b>	<b>\$ 29,197,200.00</b>	<b>\$ (29,197,200.00)</b>	<b>\$ -</b>	<b>\$ -</b>

**ESSENTIAL AND POLICY PACKAGE FISCAL IMPACT SUMMARY**

**Police, Dept of State**  
**Pkg: 801 - LFO Analyst Adjustments**

**Cross Reference Name: Criminal Investigation Division**  
**Cross Reference Number: 25700-004-00-00-00000**

<i>Description</i>	General Fund	Lottery Funds	Other Funds	Federal Funds	Nonlimited Other Funds	Nonlimited Federal Funds	All Funds
<b>Revenues</b>							
General Fund Appropriation	29,197,200	-	-	-	-	-	29,197,200
<b>Total Revenues</b>	<b>\$29,197,200</b>	-	-	-	-	-	<b>\$29,197,200</b>
<b>Personal Services</b>							
Class/Unclass Sal. and Per Diem	17,264,232	-	(17,264,232)	-	-	-	-
Overtime Payments	2,109,251	-	(2,109,251)	-	-	-	-
All Other Differential	714,632	-	(714,632)	-	-	-	-
Empl. Rel. Bd. Assessments	5,220	-	(5,220)	-	-	-	-
Public Employees' Retire Cont	4,122,096	-	(4,122,096)	-	-	-	-
Social Security Taxes	1,536,750	-	(1,536,750)	-	-	-	-
Worker's Comp. Assess. (WCD)	4,140	-	(4,140)	-	-	-	-
Flexible Benefits	3,440,880	-	(3,440,880)	-	-	-	-
Reconciliation Adjustment	(1)	-	1	-	-	-	-
<b>Total Personal Services</b>	<b>\$29,197,200</b>	-	<b>(\$29,197,200)</b>	-	-	-	-
<b>Total Expenditures</b>							
Total Expenditures	29,197,200	-	(29,197,200)	-	-	-	-
<b>Total Expenditures</b>	<b>\$29,197,200</b>	-	<b>(\$29,197,200)</b>	-	-	-	-
<b>Ending Balance</b>							
Ending Balance	-	-	29,197,200	-	-	-	29,197,200
<b>Total Ending Balance</b>	-	-	<b>\$29,197,200</b>	-	-	-	<b>\$29,197,200</b>

**CRIMINAL INVESTIGATION DIVISION**

**Policy Option Package 810 – Statewide Adjustments**

**Justification:**

The Statewide adjustments reflect budget changes in multiple agencies based on reductions in Department of Administrative Services’ assessments and charges for services and Attorney General rates.

This package reduces General Fund by \$217, reduces Other Fund by \$266,447 and reduces Federal Funds by \$12,045, for a total reduction of \$278,709.

**Revenue Source:** General Fund, Other Funds and Federal Funds

	2021-23	2021-23	2021-23	2021-23
Expenditure Category	GF	OF	FF	TF
Personal Services				\$ -
Services & Supplies	\$ (217)	\$ (266,447)	\$ (12,045)	\$ (278,709)
Capital Outlay				\$ -
<b>Total</b>	<b>\$ (217)</b>	<b>\$ (266,447)</b>	<b>\$ (12,045)</b>	<b>\$ (278,709)</b>

**ESSENTIAL AND POLICY PACKAGE FISCAL IMPACT SUMMARY**

**Police, Dept of State**  
**Pkg: 810 - Statewide Adjustments**

**Cross Reference Name: Criminal Investigation Division**  
**Cross Reference Number: 25700-004-00-00-00000**

<i>Description</i>	General Fund	Lottery Funds	Other Funds	Federal Funds	Nonlimited Other Funds	Nonlimited Federal Funds	All Funds
<b>Revenues</b>							
General Fund Appropriation	(217)	-	-	-	-	-	(217)
Federal Funds	-	-	-	(12,045)	-	-	(12,045)
<b>Total Revenues</b>	<b>(\$217)</b>	<b>-</b>	<b>-</b>	<b>(\$12,045)</b>	<b>-</b>	<b>-</b>	<b>(\$12,262)</b>
<b>Services &amp; Supplies</b>							
State Gov. Service Charges	-	-	(175,406)	-	-	-	(175,406)
Data Processing	(1)	-	(225)	-	-	-	(226)
Other Services and Supplies	(216)	-	(90,816)	(12,045)	-	-	(103,077)
<b>Total Services &amp; Supplies</b>	<b>(\$217)</b>	<b>-</b>	<b>(\$266,447)</b>	<b>(\$12,045)</b>	<b>-</b>	<b>-</b>	<b>(\$278,709)</b>
<b>Total Expenditures</b>							
Total Expenditures	(217)	-	(266,447)	(12,045)	-	-	(278,709)
<b>Total Expenditures</b>	<b>(\$217)</b>	<b>-</b>	<b>(\$266,447)</b>	<b>(\$12,045)</b>	<b>-</b>	<b>-</b>	<b>(\$278,709)</b>
<b>Ending Balance</b>							
Ending Balance	-	-	266,447	-	-	-	266,447
<b>Total Ending Balance</b>	<b>-</b>	<b>-</b>	<b>\$266,447</b>	<b>-</b>	<b>-</b>	<b>-</b>	<b>\$266,447</b>



**DETAIL OF LOTTERY FUNDS, OTHER FUNDS, AND FEDERAL FUNDS REVENUE**

Criminal Investigation Division (SCR 004-00)								
Source	Fund	ORBITS Revenue Acct	2017-2019 Actual	2019-21 Legislatively Adopted	2019-21 Estimated	2021-23		
						Agency Request	Governor's	Legislatively Adopted
IGAs /taskforces, OYA/OSH agreement, etc	OF	0410 Charges for Services	1,206,806	1,387,438	869,137	1,525,000	1,525,000	1,525,000
Civil Penalties & State Seizures	OF	0505 Fines & Forfeitures	3,571	362,142	96,821	-	-	-
Interest Income	OR	0605 – Interest Income	3,869	-	1,509	-	-	-
Surplus Sales	OF	0705 Sales Income	2,513	5,325	-	-	-	-
Donations	OF	0905 Donations	8,350	16,315	27,454	-	-	-
Asset Abandoned Forfeiture Funding	OF	0975 Other Revenues	76,903	85,783		3,378,119	400,000	400,000
Misc. Receipts (Travel Reimbursement, other)	OF	0975 Other Revenues	207,797	112,775	11,262	200,000	200,000	200,000
Misc. Receipts – Public Records Requests	OF	0975 Other Revenues	280,272	3,007	-	-	-	-
Transfer In from Dept of Adminstrative Services	OF	1107 - Tsfr In - DAS	-	-	-	-	-	398,522
Transfer from State Fire Marshal Division (FIPT-Arson)	OF	1010 Tsfr In – Intrafund	3,289,501	3,890,238	3,927,483	4,042,124	4,042,124	4,042,124
Transfer from Pub Safety Stds/Trng. –DHE/HIDTA	OF	1259 Tsfr In DPSST	78,608	-	120,673	-	-	-
Transfer from Dept Military	OF	1248 – Tsfr In Military	151,200	-	64,186	-	-	-
Transfer from Dept of Revenue – Marijuana Tax Revenue	OF	1150 – Tsfr In DOR	12,846,685	36,210,543	38,680,676	42,697,200	41,339,000	13,500,000
Transfer Out – (Internal Cost Allocation)	OF	2010 Tsfr Out	(161,844)	(82,657)	(45,034)	-	-	-
Transfer to Dept. of Environmental Quality	OF	2340 Tsfr Out - DEQ	(31,935)	(50,000)	-	(50,000)	(50,000)	(50,000)
<b>Total – OF:</b>			<b>17,962,296</b>	<b>41,940,909</b>	<b>43,754,167</b>	<b>51,792,443</b>	<b>47,456,124</b>	<b>20,015,646</b>
Direct Federal Programs (Grant/FBI/ATF/DEA/USMS and Justice)	FF	0995 Federal Funds	718,516	642,220	1,716,009	647,366	622,759	622,146
Transfer In – Intrafund	FF	1010 Tsfr In – Intrafund	-	-	-	-	-	-
<b>Total - FF:</b>			<b>718,516</b>	<b>642,220</b>	<b>1,716,009</b>	<b>647,366</b>	<b>622,759</b>	<b>622,146</b>
<b>Total Available Revenue</b>			<b>18,680,812</b>	<b>42,583,129</b>	<b>45,470,176</b>	<b>52,439,809</b>	<b>48,078,883</b>	<b>20,637,792</b>

**DETAIL OF LOTTERY FUNDS, OTHER FUNDS, AND FEDERAL FUNDS REVENUE**

Police, Dept of State  
2021-23 Biennium

Agency Number: 25700

Cross Reference Number: 25700-004-00-00-00000

<i>Source</i>	2017-19 Actuals	2019-21 Leg Adopted Budget	2019-21 Leg Approved Budget	2021-23 Agency Request Budget	2021-23 Governor's Budget	2021-23 Leg. Adopted Budget
<b>Other Funds</b>						
Charges for Services	1,206,806	1,387,438	1,387,438	1,525,000	1,525,000	1,525,000
Fines and Forfeitures	3,571	362,142	362,142	-	-	-
Interest Income	3,869	-	-	-	-	-
Sales Income	2,513	5,325	5,325	-	-	-
Donations	8,350	16,315	16,315	-	-	-
Other Revenues	564,972	201,565	201,565	3,578,119	600,000	600,000
Transfer In - Intrafund	3,289,501	3,890,238	3,890,238	4,042,124	4,042,124	4,042,124
Tsfr From Administrative Svcs	-	-	-	-	-	398,522
Tsfr From Revenue, Dept of	12,846,685	36,210,543	36,210,543	42,697,200	41,339,000	13,500,000
Tsfr From Military Dept, Or	151,200	-	-	-	-	-
Tsfr From Pub Safety Stds/Trng	78,608	-	-	-	-	-
Transfer Out - Intrafund	(161,844)	(82,657)	(82,657)	-	-	-
Tsfr To Environmental Quality	(31,935)	(50,000)	(50,000)	(50,000)	(50,000)	(50,000)
<b>Total Other Funds</b>	<b>\$17,962,296</b>	<b>\$41,940,909</b>	<b>\$41,940,909</b>	<b>\$51,792,443</b>	<b>\$47,456,124</b>	<b>\$20,015,646</b>
<b>Federal Funds</b>						
Federal Funds	718,516	642,220	642,220	647,366	622,759	622,146
<b>Total Federal Funds</b>	<b>\$718,516</b>	<b>\$642,220</b>	<b>\$642,220</b>	<b>\$647,366</b>	<b>\$622,759</b>	<b>\$622,146</b>