

# Oregon Youth Authority

## Quick Facts



We protect the public and reduce crime by holding youth accountable and providing opportunities for reformation in safe environments.  
Data updated July 2022.

## Youth Population

**Total youth: 961**

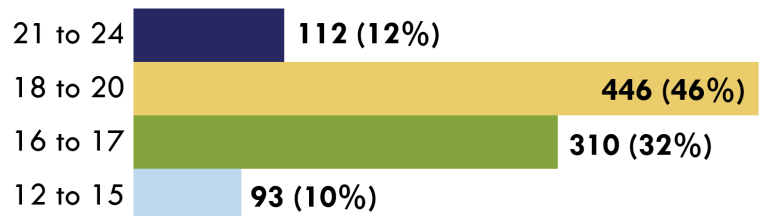
Youth in the community: **548 (57%)**

- Youth on OYA parole: **256 (27%)**
- Youth on OYA probation: **292 (30%)**

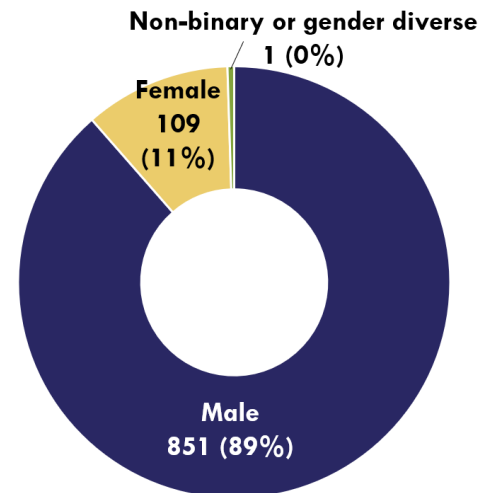
Youth in close custody: **413 (43%)**

- Juvenile commitments: **340 (35%)**
- Adult commitments (DOC): **73 (8%)**

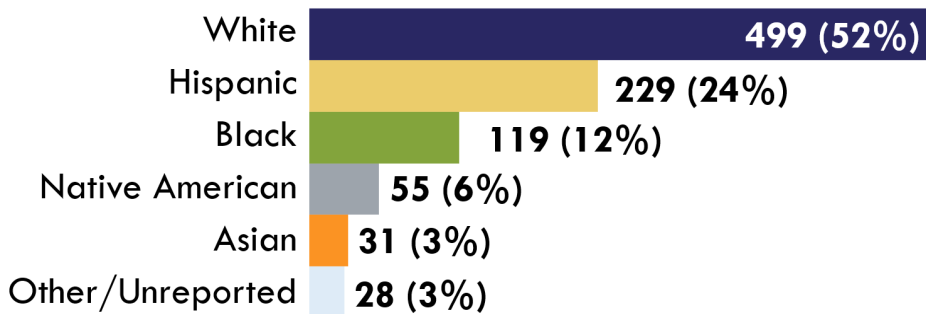
### Age



### Gender



### Race



## Social Characteristics

	Male	Female
Biological parent of a child	13%	13%
Diagnosed conduct disorder	48%	39%
Diagnosed mental health disorder	78%	89%
Parent used alcohol or drugs	66%	78%
Past suicide behavior	12%	30%
Experienced sexual abuse	14%	39%
Special education needs	37%	30%
Substance abuse or dependence	61%	68%

OYA Youth Biopsychosocial Summary 2020

## Recidivism

Includes people who commit a new offense within 36 months of commitment to OYA probation, release to OYA parole, or release to adult post-prison supervision from July 17, 2017 to June 30, 2018.

OYA Probation: **17.6%**

OYA Parole: **22.8%**

DOC Post-Prison Supervision: **18.9%**

## Average Length-of-Stay in Close Custody

Youth committed as juveniles

**Average stay:** 298 days

**Median stay:** 246 days

Youth committed as adults (DOC)

**Average stay:** 1627 days

**Median stay:** 1687 days

## Racial Disparities in the Juvenile Justice System

OYA is dedicated to addressing these disparities by centering race in all of our work.

Our goals are to:

- Improve outcomes for marginalized youth
- Diversify and support the agency's workforce
- Address systemic inequities and embed equity in our business operations

Race/Ethnicity	All Oregon Youth	OYA Youth		OYA Staff
		Community Supervision	Close-Custody Facilities	
African American	4%	10%	15%	6.6%
Asian/Pacific Islander	6%	3%	4%	4.5%
Latino/a	22%	23%	25%	13.4%
Native American	1%	5%	7%	4.0%
White	67%	55%	48%	67.9%
Other/Unreported	—	4%	2%	1.3%

## OYA Overview

### 2021-23 Legislatively Approved Budget

General Fund: **\$272.7 million**

Total Funds: **\$464.5 million**

Facility programs: **43%**

Community programs: **31%**

Program support: **10%**

Agency-wide: **3%**

Debt service: **3%**

Capital projects: **10%**

### Staff

Employees: **916**

Represented total: **767**

- SEIU: **686**

- AFSCME: **81**

Management/unrepresented: **149**

### Total Operating Capacity

Close Custody Beds: **452**

Youth Correctional Facilities (YCF): **382**

- Eastern Oregon YCF: **36**
- MacLaren YCF: **216**
- Oak Creek YCF: **40**
- Rogue Valley YCF: **54**
- Tillamook YCF: **36**

Transition Programs: **70**

- Camp Florence: **18**
- Camp Tillamook: **18**
- Camp Riverbend: **20**
- Young Women's Transition Program: **14**

### Community Supervision

- 181 youth live in community programs
- 33 residential treatment programs
- 59 OYA foster or proctor homes
- 18 field offices for youth on parole or probation