

# Oregon Youth Authority

## Quick Facts



We protect the public and reduce crime by holding youth accountable and providing opportunities for reformation in safe environments.

Data updated January 2024.

## Youth Population

**Total youth: 907**

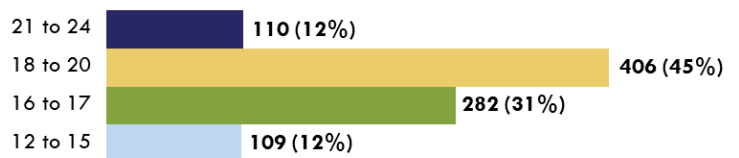
Youth in the community: **517** (57%)

- Youth on OYA parole: **226** (25%)
- Youth on OYA probation: **291** (32%)

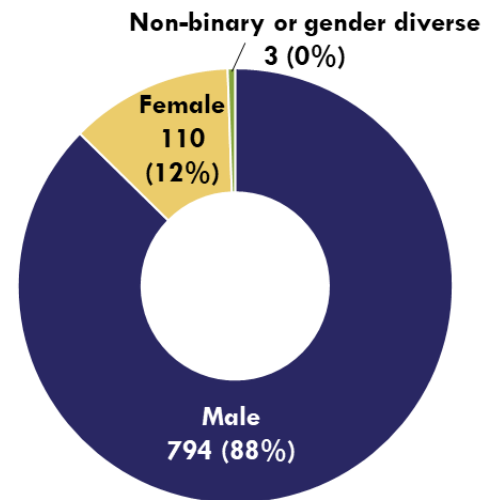
Youth in close custody: **390** (43%)

- Juvenile commitments: **346** (38%)
- Adult commitments (DOC): **44** (5%)

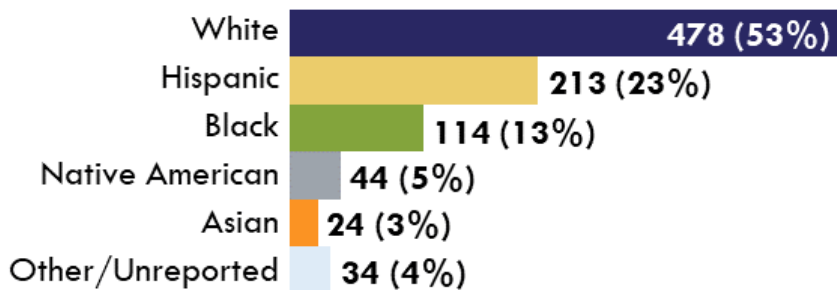
### Age



### Gender



### Race



Note: Figures may not total 100% due to rounding

### Social Characteristics

	Male	Female
Biological parent of a child	9%	8%
Diagnosed conduct disorder	31%	32%
Diagnosed mental health disorder	67%	91%
Parent used alcohol or drugs	64%	75%
Past suicide behavior	13%	25%
History of abuse or neglect	54%	77%
Special education needs	33%	25%
Substance abuse or dependence	56%	66%

OYA Youth Biopsychosocial Summary 2022

### Recidivism\*

Includes people who commit a new offense within 36 months of commitment to OYA probation, release to OYA parole, or release to adult post-prison supervision from July 1, 2018 to June 30, 2019.

OYA Probation: **14.4%**

OYA Parole: **18.0%**

DOC Post-Prison Supervision: **22.6%**

\*2023 reported data. OYA is adjusting the process used to generate recidivism reports. This document will be updated when recidivism figures are available.

## Average Length-of-Stay in Close Custody

Youth committed as juveniles

**Average stay:** 354 days

**Median stay:** 301 days

Youth committed as adults (DOC)

**Average stay:** 1,545 days

**Median stay:** 1,348 days

## Racial Disparities in the Juvenile Justice System

OYA is dedicated to addressing these disparities by centering race in all of our work.

Our goals are to:

- Improve outcomes for marginalized youth
- Diversify and support the agency's workforce
- Address systemic inequities and embed equity in our business operations

Race/Ethnicity	All Oregon Youth	OYA Youth		OYA Staff
		Community Supervision	Close-Custody Facilities	
African American	4%	13%	12%	6%
Asian/Pacific Islander	6%	3%	2%	6%
Hispanic	23%	24%	23%	14%
Native American	1%	4%	6%	5%
White	66%	53%	53%	66%
Other/Unreported	—	3%	4%	3%

## OYA Overview



### 2023-25 Legislatively Adopted Budget

General Fund: **\$399.6 million**

Total Funds: **\$474.8 million**

Facility programs: **42%**

Community programs: **35%**

Program support: **11%**

Agency-wide: **3%**

Debt service: **4%**

Capital projects: **5%**

### Staff

Employees: **896**

Represented total: **754**

- SEIU: **673**

- AFSCME: **81**

Management/unrepresented: **142**

### Total Operating Capacity

Close Custody Beds: **407**

Youth Correctional Facilities (YCF): **347**

- Eastern Oregon YCF: **36**
- MacLaren YCF: **187**
- Oak Creek YCF: **42**
- Rogue Valley YCF: **50**
- Tillamook YCF: **32**

Transition Programs: **60**

- Camp Florence: **16**
- Camp Tillamook: **16**
- Camp Riverbend: **16**
- Jackie Winters Transition Program: **12**

### Community Supervision

- 205 youth live in community programs
- 32 residential programs
- 65 OYA foster or proctor homes
- 16 field offices for youth on parole or probation