
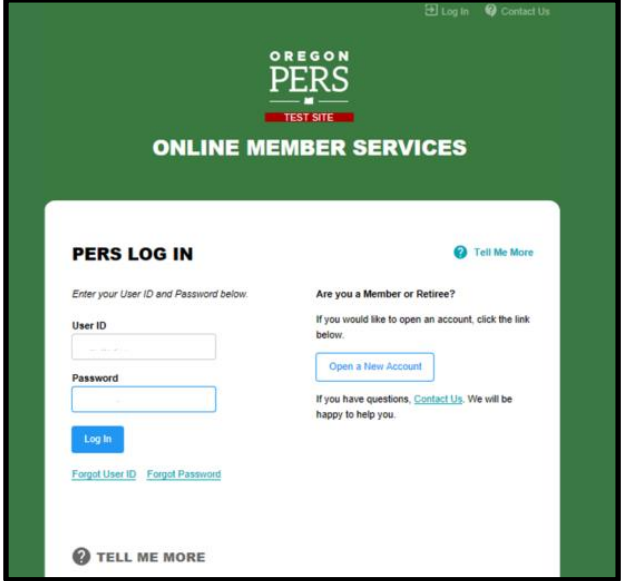
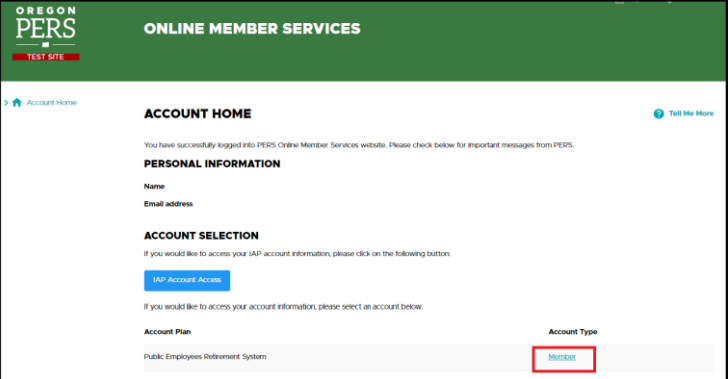


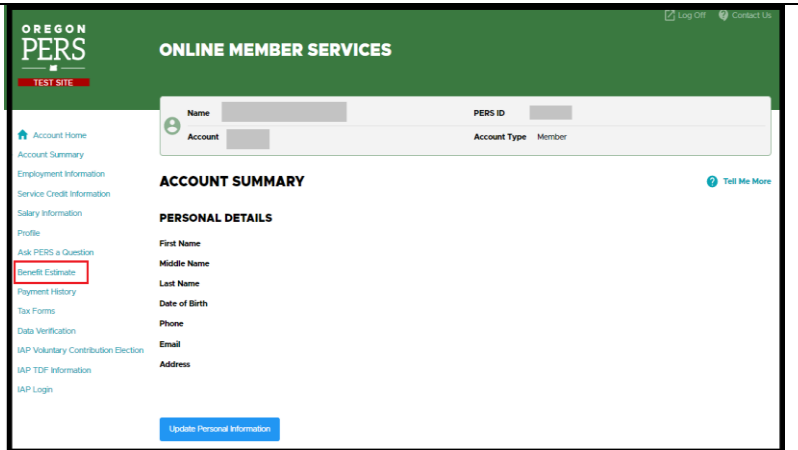
# How to produce a General Service Benefit Estimate in Online Member Services (OMS)

<p><b>Step One</b></p> <p>Access Online Member Services (OMS) by going to the PERS website:</p> <p><a href="https://www.oregon.gov/PERS">https://www.oregon.gov/PERS</a></p> <p>Click on the green “OMS Login” button under Online Member Services (OMS)</p>	
<p><b>Step Two</b></p> <p>Login to your Online Member Services Account (OMS) by entering your User ID and Password</p>	
<p><b>Step Three</b></p> <p>Your “Account Home” page will now appear on the screen. To access your PERS account, click on the “Member” link under “Account Type”. This will now take you to the “Account Summary” page</p>	

# How to produce a General Service Benefit Estimate in Online Member Services (OMS)

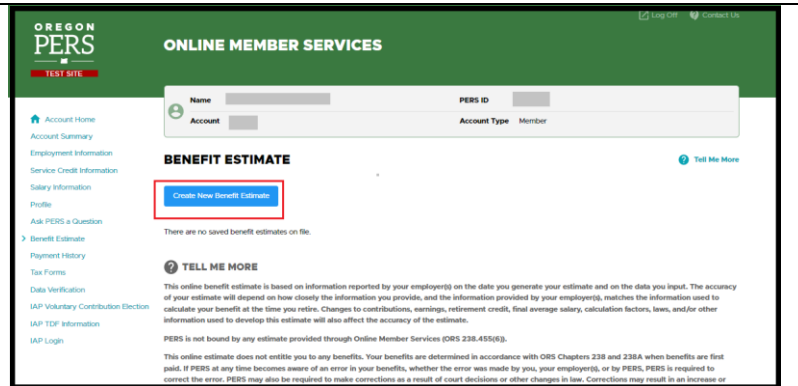
## Step Four

While on the “Account Summary” page, click on the “Benefit Estimate” option on the left-hand side. This will take you to the “Benefit Estimate” page



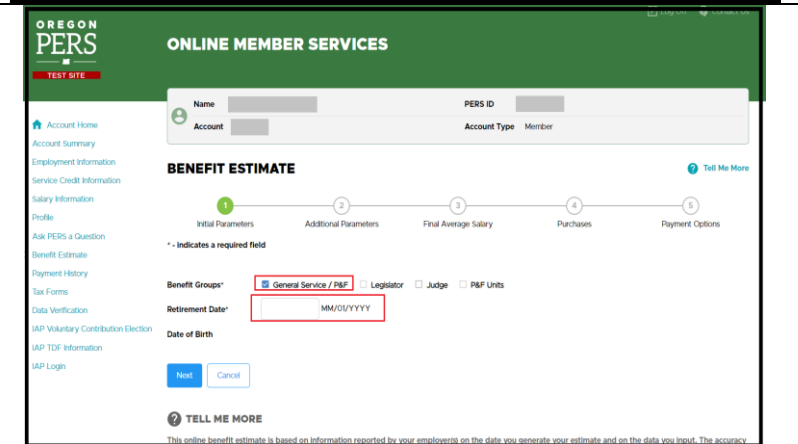
## Step Five

Click on the “Create New Benefit Estimate” button



## Step Six

In the “Benefit Groups\*” section, check the “General Service/ P&F” box and in the “Retirement Date\*” box, please enter the Retirement Date you are wanting to produce the estimate for and click the “Next” Button.



# How to produce a General Service Benefit Estimate in Online Member Services (OMS)

## Step Seven

Fill out the information needed in this step and hit the “Next” button. An explanation of each field can be found at the bottom of the page under the “Tell me more” section.

OREGON PERS ONLINE MEMBER SERVICES

TEST SITE

Name PERS ID  
Account Account Type Member

**BENEFIT ESTIMATE** Tell Me More

Initial Parameters Additional Parameters Final Average Salary Purchases Payment Options

\* - Indicates a required field

Reference #  
Creation Date 10/19/2022  
Status Pending  
Retirement Date  
Benefit Group General Service / P&F

Benefit Groups\*  General Service / P&F  Legislator  Judge  P&F Units

Retirement Date  
Termination Date\*  
Date of Birth  
Residency Oregon

## Step Eight

Review the information in this page and once confirmed is correct, click the “Next” button.

OREGON PERS ONLINE MEMBER SERVICES

TEST SITE

Name PERS ID  
Account Account Type Member

**BENEFIT ESTIMATE** Tell Me More

Initial Parameters Additional Parameters Final Average Salary Payment Options

Reference #  
Creation Date  
Status  
Retirement Date  
Benefit Group

**SUMMARY**

Benefit Structure  
Residency  
Total Service Credit  
Regular Account Balance  
Variable Account Balance  
Monthly Final Average Salary

Next Back Delete Cancel

## Step Nine

Click on the “Wait Time” radio button and on the “Calculate Purchase Cost” if you are interested in the wait time purchase and once you see the results/ cost, click on the “Next” button. If you are not interested or do not qualify, click on the “None” radio button and click the “Next” button

OREGON PERS ONLINE MEMBER SERVICES

TEST SITE

Name PERS ID  
Account Account Type Member

**BENEFIT ESTIMATE** Tell Me More

Initial Parameters Additional Parameters Final Average Salary Purchases Payment Options

Reference # 1275449  
Creation Date 10/19/2022  
Status Pending  
Retirement Date  
Benefit Group General Service / P&F

**PURCHASE ELECTIONS**

Wait Time  
 None

Calculate Purchase Cost

Next Back Delete Cancel

# How to produce a General Service Benefit Estimate in Online Member Services (OMS)

## Step Nine

Your Payment Options based on the information entered will display. If you want to create a new Benefit Estimate, follow the steps again starting with Step Four

The screenshot displays the Oregon PERS Online Member Services (OMS) interface. The page title is "ONLINE MEMBER SERVICES" and it includes a "TEST SITE" label. The user's profile information is shown at the top, including Name, PERS ID, Account, and Account Type (Member). The main section is titled "BENEFIT ESTIMATE" and features a progress bar with five steps: Initial Parameters, Additional Parameters, Final Average Salary, Purchases, and Payment Options. The "Payment Options" step is currently active. Below the progress bar, there is a message: "Information: A benefit estimate has been calculated and saved." The page also displays a table of "PAYMENT OPTIONS" with columns for Monthly Amount Without Purchase, Monthly Amount With Purchase, Lump Sum Amount Without Purchase, and Lump Sum Amount With Purchase. The current benefit structure is shown as Tier 2. A "Refund Annuity Option" is also visible at the bottom.

**OREGON PERS**  
ONLINE MEMBER SERVICES  
TEST SITE

Name [REDACTED] PERS ID [REDACTED]  
Account [REDACTED] Account Type Member

### BENEFIT ESTIMATE

Information: A benefit estimate has been calculated and saved.

Initial Parameters Additional Parameters Final Average Salary Purchases Payment Options

\* - Indicates a required field

Reference # 1275449  
Creation Date 10/19/2022  
Status Calculated  
Retirement Date  
Benefit Group General Service / PSF

	Monthly Amount Without Purchase	Monthly Amount With Purchase	Lump Sum Amount Without Purchase	Lump Sum Amount With Purchase
Benefit Structure	Tier 2	Tier 2		

Single Life Options  
Option 1

Refund Annuity Option