

Oregon Short Term Fund

March 31, 2018



Fund Characteristics

Net Assets	\$17,994,559,276
Fund NAV/OSTF Bal (2/28/18)	\$1.0111
Wtd. Avg. Credit Quality	AA-/Aa2/AA
Book Yield	2.11%
Wtd. Avg. Maturity (days)	210
Duration (years)	0.54
Spread Duration (years)	0.84
Rate Paid (effective 3/23/18)	2.10%

Fund Objectives

The investment objectives of the Oregon Short Term Fund are, in priority order, preservation of principal, maintenance of a sufficient level of liquidity to meet all state, agency and local government operating requirements and attainment of a yield greater than money market and short-term alternatives through the investment in high-quality U.S. dollar-denominated fixed income securities. The fund serves as a short-term cash investment vehicle for agencies and local government entities in the State of Oregon, including OPERF.

Top 10 Issuers

UNITED STATES TREASURY	17.9%
TOYOTA MOTOR CREDIT CORP	3.3%
WELLS FARGO BANK NA	3.3%
CITI BANK NA	2.5%
BANK OF AMERICA NA	2.4%
MORGAN STANLEY	2.3%
FFCB FUNDING CORP	2.2%
CREDIT SUISSE AG	2.0%
GOLDMAN SACHS GROUP	2.0%
ROYAL BANK OF CANADA	2.0%
	39.8%

Fund Strategy

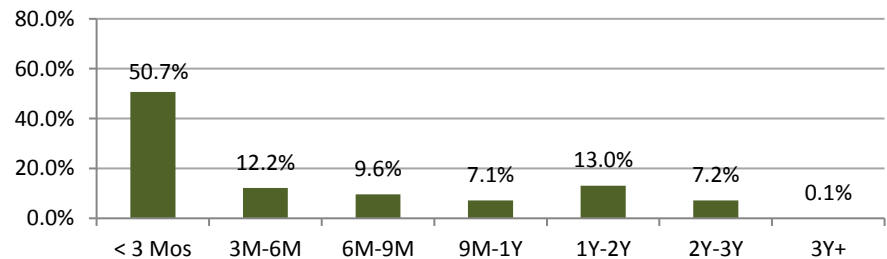
Staff invests Oregon Short Term Fund's capital consistent with the fund's investment objectives by creating a diversified portfolio comprised of a broad range of fixed income investments. Securities in this portfolio may include the following: U.S. government securities, including U.S. Treasury obligations and securities issued by U.S. Agencies and instrumentalities; securities issued by foreign governments and instrumentalities; certificates of deposit and time deposits in certain qualified depositories; commercial paper; corporate bonds; asset-backed securities; municipal securities; bankers' acceptances; repurchase agreements; and investments in the Oregon Local Government Intermediate Fund. Investments may be made in securities that are issued at a discount or pay interest based on a fixed or floating rate coupon.

Fund Performance (As of March 31, 2018)

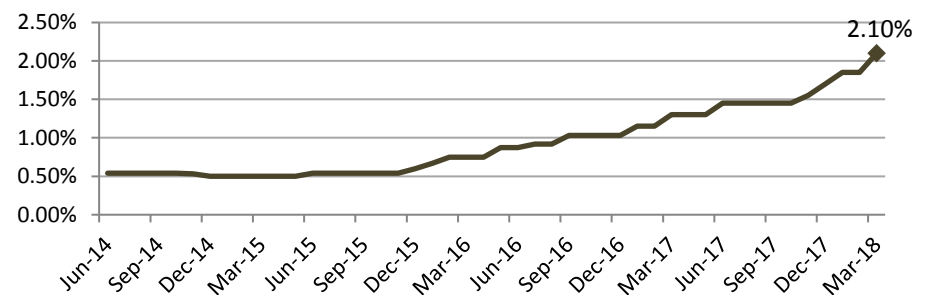
	Mth	Qtr	1-Yr	Annualized			
				3-Yr	5-Yr	7-Yr	Incep.
Oregon ST Fund	0.13%	0.27%	1.26%	1.02%	0.86%	0.85%	3.40%
3-Month U.S. T-bill Index	0.14%	0.35%	1.11%	0.53%	0.34%	0.27%	2.99%

Performance quoted represents past performance and is no guarantee of future results.
Performance is net of investment management fees.

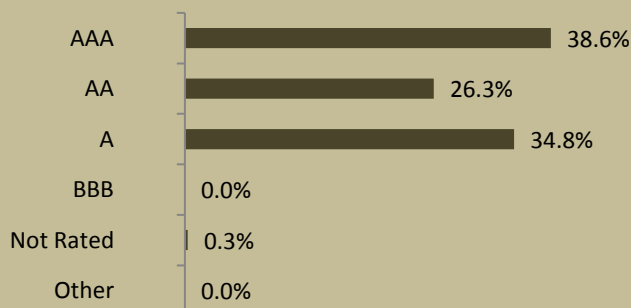
Maturity Breakdown



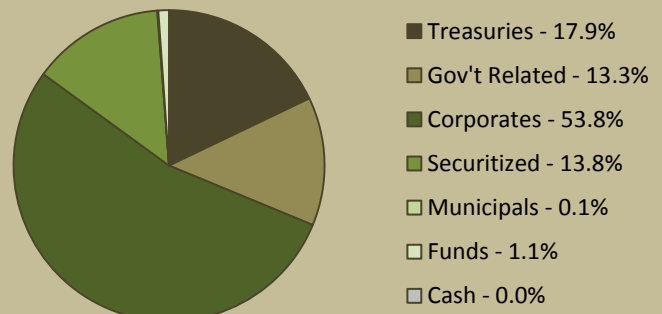
Historical Monthly Rate Paid



Credit Quality Distribution



Sector Allocations



Oregon Short Term Fund

March 31, 2018



Disclaimer: Any information provided herein has been prepared from sources believed to be reliable but is not guaranteed, and is for informational purposes only. The information provided herein should not be regarded as an offer to sell or as a solicitation of an offer to buy the products mentioned. No representation is made that any returns will be achieved. Past performance is not indicative of future results. Opinions expressed herein are subject to change without notice. The securities and funds mentioned in this document may not be eligible or suitable for all types of investors.

Investing involves risk, including the possible loss of principal.

Fixed income securities and bond funds may be subject to risks that can result in the loss of value. These risks may include interest rate risk, issuer default risk, credit risk, prepayment risk, and price volatility risk. Preservation of capital is not guaranteed.

The **BofA Merrill Lynch U.S. 3-Month Treasury Bill Index** is comprised of a single issue purchased at the beginning of the month and held for a full month. At the end of the month that issue is sold and rolled into a newly selected issue. The issue selected at each month-end rebalancing is the outstanding Treasury Bill that matures closest to, but not beyond, three months from the rebalancing date. To qualify for selection, an issue must have settled on or before the month-end rebalancing date.

All third-party marks cited are the property of their respective owners.