

Oregon's 2017 Highest Emitting Point Sources

Emissions Inventory Group, Air Quality Technical Services

3/15/2024

Portland, Or

Notes

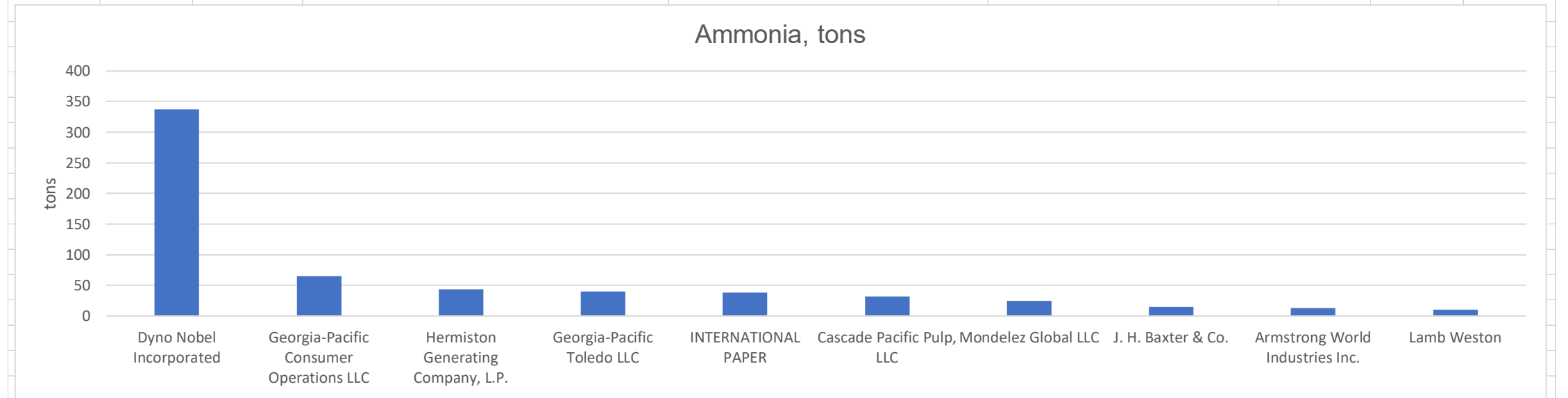
- Data presented is from the EPA's 2017 National Emissions Inventory, NEI, downloaded on 3/15/2024
- Point Sources are large industrial/commercial/institutional facilities
- Visit DEQ website for description of NEI, Point Sources, and Criteria Pollutants
<https://www.oregon.gov/deq/air/Pages/EI-background.aspx>

- Emissions data was reported by each site in accordance with their Air Quality Permit to Oregon DEQ
- Oregon DEQ provided reported emissions to EPA for inclusion in the National Emissions Inventory
- The exception is the total emissions from the Airports; EPA supplements airport's ground activity emissions with modeled estimates for airport flight activity (takeoffs and landings).

*EPA supplements airport emissions with modeled emissions estimates for airport activity.

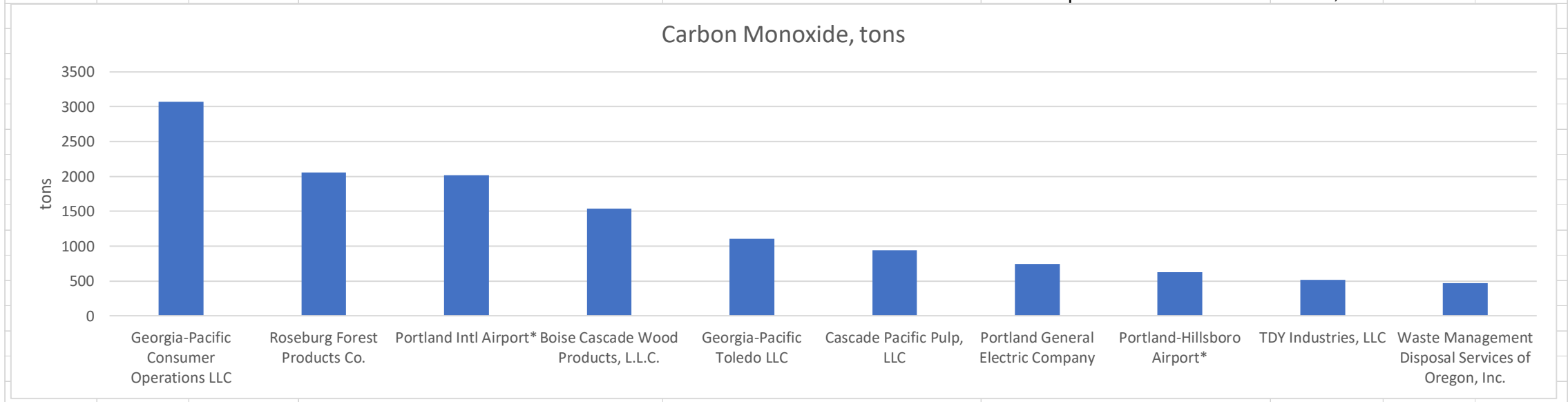
Ammonia

County	Agency	Facility ID	Company Name	Site Name	Pollutant	Emission	Units	Data Set
Columbia	ORDEQ	05-2042	Dyno Nobel Incorporated	Dyno Nobel Incorporated	Ammonia	337	TON	2017NEI
Clatsop	ORDEQ	04-0004	Georgia-Pacific Consumer Operations LLC	Wauna Mill	Ammonia	65	TON	2017NEI
Umatilla	ORDEQ	30-0113	Hermiston Generating Company, L.P.	Hermiston Generating Company, L.	Ammonia	44	TON	2017NEI
Lincoln	ORDEQ	21-0005	Georgia-Pacific Toledo LLC	Toledo	Ammonia	40	TON	2017NEI
Lane	LRAPA	20-8850	INTERNATIONAL PAPER	INTERNATIONAL PAPER	Ammonia	38	TON	2017NEI
Linn	ORDEQ	22-3501	Cascade Pacific Pulp, LLC	Halsey Pulp Mill	Ammonia	32	TON	2017NEI
Multnomah	ORDEQ	26-2968	Mondelez Global LLC	Mondelez Global LLC	Ammonia	25	TON	2017NEI
Lane	LRAPA	20-0502	J. H. Baxter & Co.	J H Baxter & Co	Ammonia	15	TON	2017NEI
Columbia	ORDEQ	05-2085	Armstrong World Industries Inc.	Armstrong World Industries Inc.	Ammonia	13	TON	2017NEI
Umatilla	ORDEQ	30-0075	Lamb Weston	Hermiston Plant	Ammonia	10	TON	2017NEI
					sum of top 10	619	TON	



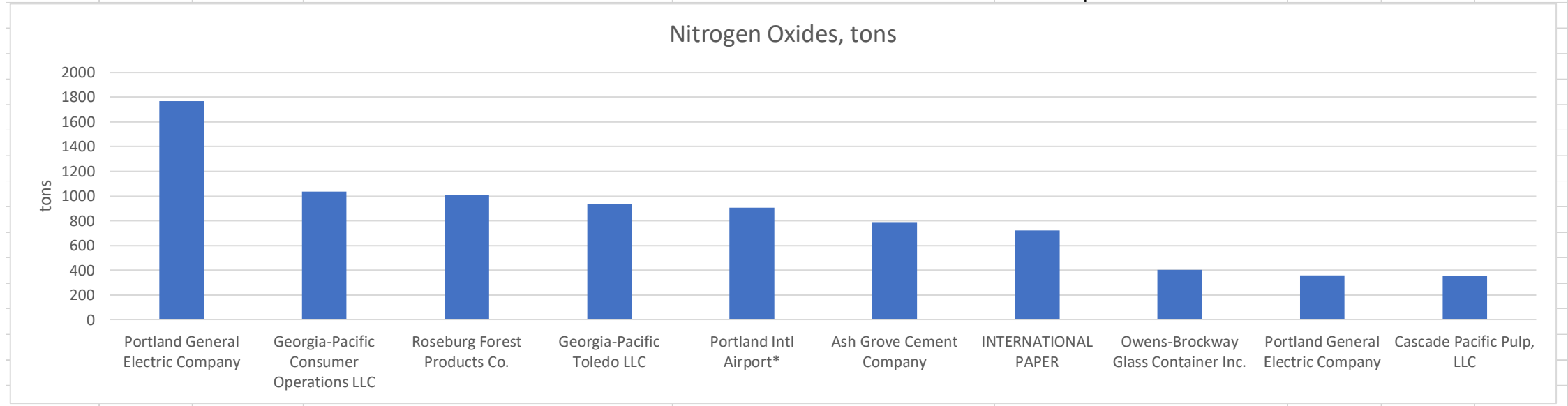
Carbon Monoxide

County	Agency	Facility ID	Company Name	Site Name	Pollutant	Emissions	Units	Data Set
Clatsop	ORDEQ	04-0004	Georgia-Pacific Consumer Operations LI	Wauna Mill	Carbon Monoxide	3071	TON	2017NEI
Douglas	ORDEQ	10-0025	Roseburg Forest Products Co.	Dillard	Carbon Monoxide	2055	TON	2017NEI
Multnomah	ORDEQ		Portland Intl Airport*	Portland Intl	Carbon Monoxide	2015	TON	2017NEI
Jackson	ORDEQ	15-0004	Boise Cascade Wood Products, L.L.C.	Medford	Carbon Monoxide	1536	TON	2017NEI
Lincoln	ORDEQ	21-0005	Georgia-Pacific Toledo LLC	Toledo	Carbon Monoxide	1107	TON	2017NEI
Linn	ORDEQ	22-3501	Cascade Pacific Pulp, LLC	Halsey Pulp Mill	Carbon Monoxide	938	TON	2017NEI
Morrow	ORDEQ	25-0016	Portland General Electric Company	PGE Boardman	Carbon Monoxide	741	TON	2017NEI
Washington	ORDEQ		Portland-Hillsboro Airport*	Portland-Hillsboro	Carbon Monoxide	627	TON	2017NEI
Linn	ORDEQ	22-0547	TDY Industries, LLC	ATI Millersburg	Carbon Monoxide	516	TON	2017NEI
Gilliam	ORDEQ	11-0001	Waste Management Disposal Services o	Columbia Ridge Landfill & Recycling	Carbon Monoxide	468	TON	2017NEI
					sum of top 10	13,075	TON	



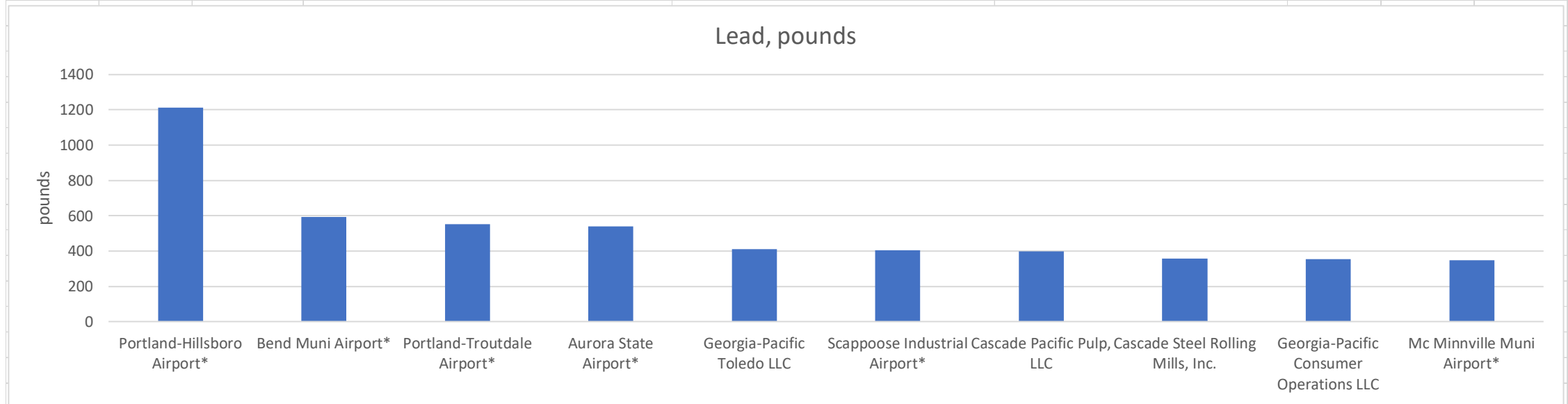
Nitrogen Oxides

County	Agency	Facility ID	Company Name	Site Name	Pollutant	Emission Units		Data Set
Morrow	ORDEQ	25-0016	Portland General Electric Company	PGE Boardman	Nitrogen Oxides	1768	TON	2017NEI
Clatsop	ORDEQ	04-0004	Georgia-Pacific Consumer Operations LLC	Wauna Mill	Nitrogen Oxides	1038	TON	2017NEI
Douglas	ORDEQ	10-0025	Roseburg Forest Products Co.	Dillard	Nitrogen Oxides	1007	TON	2017NEI
Lincoln	ORDEQ	21-0005	Georgia-Pacific Toledo LLC	Toledo	Nitrogen Oxides	939	TON	2017NEI
Multnomah	ORDEQ		Portland Intl Airport*	Portland Intl	Nitrogen Oxides	904	TON	2017NEI
Baker	ORDEQ	01-0029	Ash Grove Cement Company	JS&H	Nitrogen Oxides	788	TON	2017NEI
Lane	LRAPA	20-8850	INTERNATIONAL PAPER	INTERNATIONAL PAPER	Nitrogen Oxides	724	TON	2017NEI
Multnomah	ORDEQ	26-1876	Owens-Brockway Glass Container Inc.	Owens-Brockway Glass Container	Nitrogen Oxides	404	TON	2017NEI
Columbia	ORDEQ	05-2520	Portland General Electric Company	Beaver Plant/Port Westward I Plant	Nitrogen Oxides	359	TON	2017NEI
Linn	ORDEQ	22-3501	Cascade Pacific Pulp, LLC	Halsey Pulp Mill	Nitrogen Oxides	352	TON	2017NEI
					sum of top 10	8283	TON	



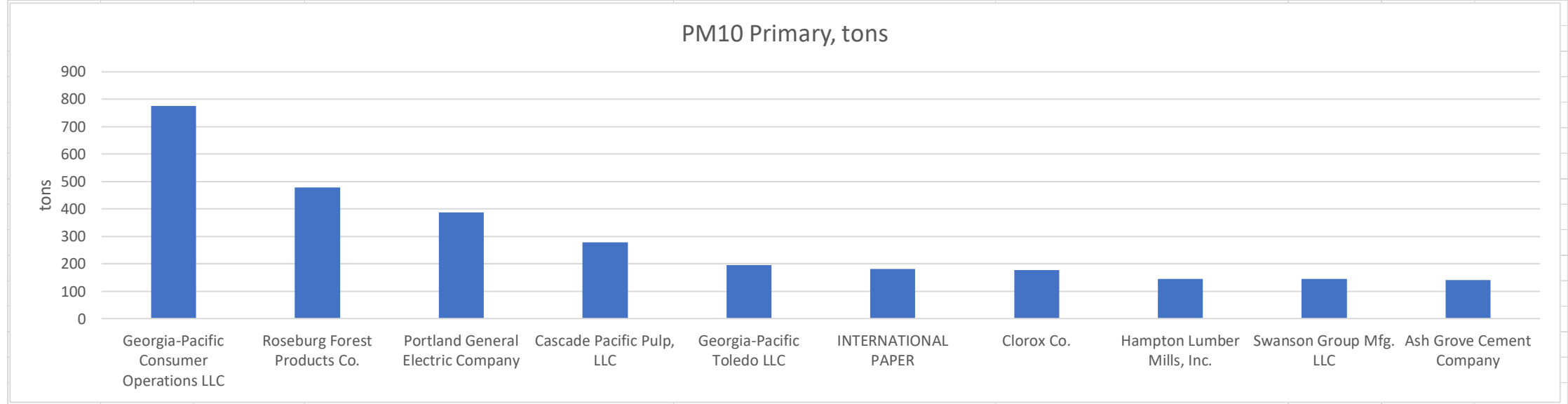
Lead

County	Agency	Facility ID	Company Name	Site Name	Pollutant	Emission Units		Data Set
Washington	ORDEQ		Portland-Hillsboro Airport*	Portland-Hillsboro	Lead	1212	LB	2017NEI
Deschutes	ORDEQ		Bend Muni Airport*	Bend Muni	Lead	592	LB	2017NEI
Multnomah	ORDEQ		Portland-Troutdale Airport*	Portland-Troutdale	Lead	554	LB	2017NEI
Marion	ORDEQ		Aurora State Airport*	Aurora State	Lead	540	LB	2017NEI
Lincoln	ORDEQ	21-0005	Georgia-Pacific Toledo LLC	Toledo	Lead	410	LB	2017NEI
Columbia	ORDEQ		Scappoose Industrial Airport*	Scappoose Industrial Ai	Lead	405	LB	2017NEI
Linn	ORDEQ	22-3501	Cascade Pacific Pulp, LLC	Halsey Pulp Mill	Lead	399	LB	2017NEI
Yamhill	ORDEQ	36-5034	Cascade Steel Rolling Mills, Inc.	Cascade Steel Rolling Mills, Inc.	Lead	359	LB	2017NEI
Clatsop	ORDEQ	04-0004	Georgia-Pacific Consumer Operations LLC	Wauna Mill	Lead	353	LB	2017NEI
Yamhill	ORDEQ		Mc Minnville Muni Airport*	Mc Minnville Muni	Lead	349	LB	2017NEI
					sum of top 10	5172	LB	



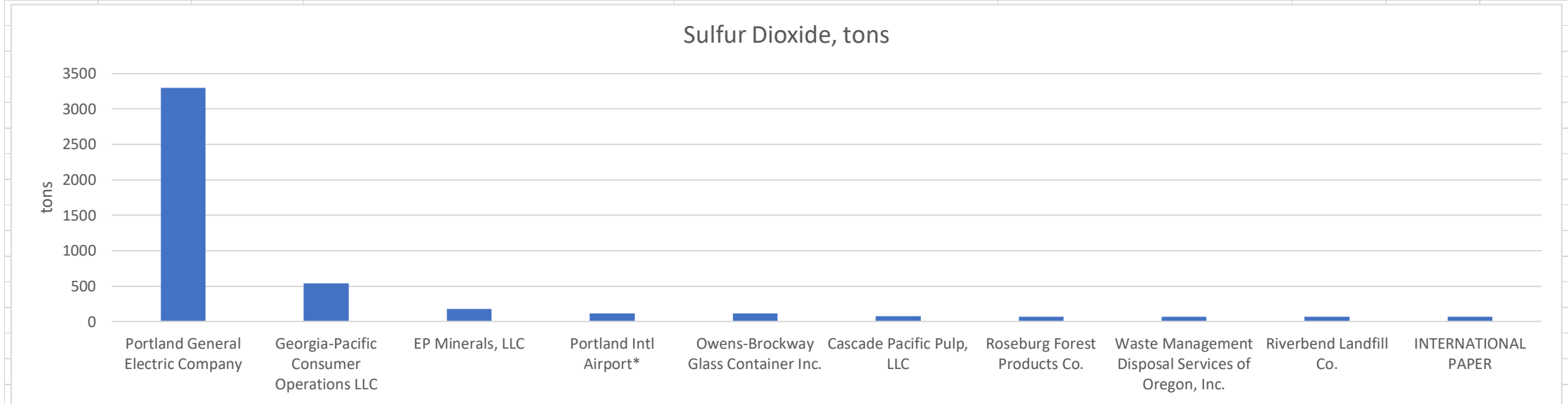
PM10

County	Agency	Facility ID	Company Name	Site Name	Pollutant	Emission Units		Data Set
Clatsop	ORDEQ	04-0004	Georgia-Pacific Consumer Operations LLC	Wauna Mill	PM10 Primary (Filt + Cond)	776	TON	2017NEI
Douglas	ORDEQ	10-0025	Roseburg Forest Products Co.	Dillard	PM10 Primary (Filt + Cond)	479	TON	2017NEI
Morrow	ORDEQ	25-0016	Portland General Electric Company	PGE Boardman	PM10 Primary (Filt + Cond)	388	TON	2017NEI
Linn	ORDEQ	22-3501	Cascade Pacific Pulp, LLC	Halsey Pulp Mill	PM10 Primary (Filt + Cond)	279	TON	2017NEI
Lincoln	ORDEQ	21-0005	Georgia-Pacific Toledo LLC	Toledo	PM10 Primary (Filt + Cond)	196	TON	2017NEI
Lane	LRAPA	20-8850	INTERNATIONAL PAPER	INTERNATIONAL PAPER	PM10 Primary (Filt + Cond)	181	TON	2017NEI
Lane	LRAPA	20-4402	Clorox Co.	KINGSFORD MANUFACTURING	PM10 Primary (Filt + Cond)	178	TON	2017NEI
Clatsop	ORDEQ	04-0041	Hampton Lumber Mills, Inc.	Warrenton Sawmill	PM10 Primary (Filt + Cond)	145	TON	2017NEI
Douglas	ORDEQ	10-0045	Swanson Group Mfg. LLC	Swanson Group Mfg., LLC	PM10 Primary (Filt + Cond)	145	TON	2017NEI
Baker	ORDEQ	01-0029	Ash Grove Cement Company	JS&H	PM10 Primary (Filt + Cond)	141	TON	2017NEI
					sum of top 10	2907	TON	



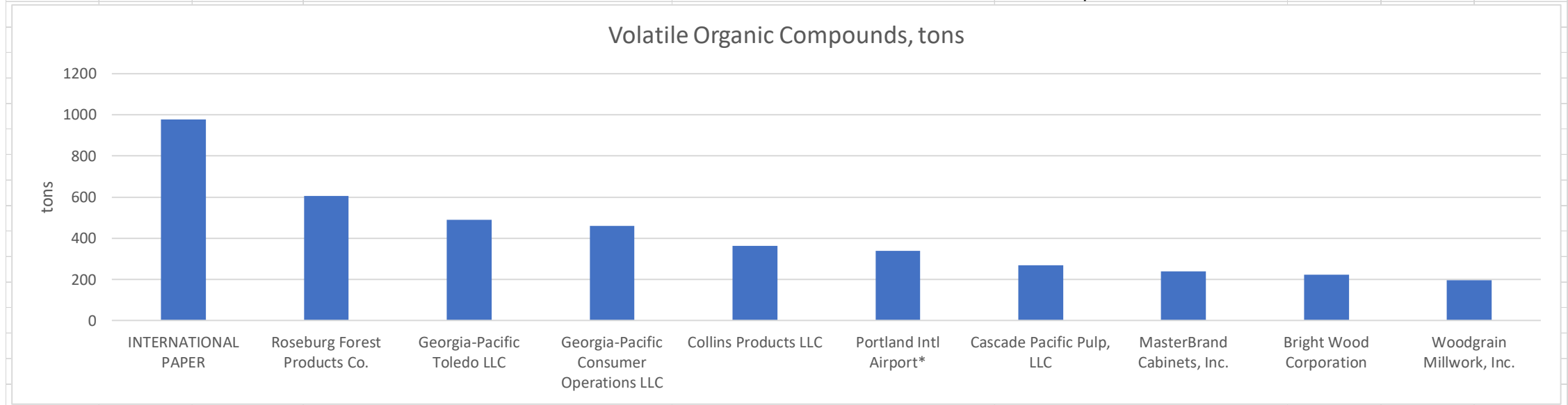
Sulfur Dioxide

County	Agency	Facility ID	Company Name	Site Name	Pollutant	Emission Units	Data Set
Morrow	ORDEQ	25-0016	Portland General Electric Company	PGE Boardman	Sulfur Dioxide	3298 TON	2017NEI
Clatsop	ORDEQ	04-0004	Georgia-Pacific Consumer Operations LLC	Wauna Mill	Sulfur Dioxide	540 TON	2017NEI
Malheur	ORDEQ	23-0032	EP Minerals, LLC	EP Minerals, LLC	Sulfur Dioxide	182 TON	2017NEI
Multnomah	ORDEQ		Portland Intl Airport*	Portland Intl	Sulfur Dioxide	120 TON	2017NEI
Multnomah	ORDEQ	26-1876	Owens-Brockway Glass Container Inc.	Owens-Brockway Glass Container Inc.	Sulfur Dioxide	118 TON	2017NEI
Linn	ORDEQ	22-3501	Cascade Pacific Pulp, LLC	Halsey Pulp Mill	Sulfur Dioxide	81 TON	2017NEI
Douglas	ORDEQ	10-0025	Roseburg Forest Products Co.	Dillard	Sulfur Dioxide	74 TON	2017NEI
Gilliam	ORDEQ	11-0001	Waste Management Disposal Services of Oregon, Inc.	Columbia Ridge Landfill & Recycling	Sulfur Dioxide	70 TON	2017NEI
Yamhill	ORDEQ	36-0011	Riverbend Landfill Co.	Riverbend Landfill Co.	Sulfur Dioxide	68 TON	2017NEI
Lane	LRAPA	20-8850	INTERNATIONAL PAPER	INTERNATIONAL PAPER	Sulfur Dioxide	68 TON	2017NEI
					sum of top 10	4618 TON	



Volatile Organic Compounds

County	Agency	Facility ID	Company Name	Site Name	Pollutant	Emission	Units	Data Set
Lane	LRAPA	20-8850	INTERNATIONAL PAPER	INTERNATIONAL PAPER	Volatile Organic Compounds	976	TON	2017NEI
Douglas	ORDEQ	10-0025	Roseburg Forest Products Co.	Dillard	Volatile Organic Compounds	606	TON	2017NEI
Lincoln	ORDEQ	21-0005	Georgia-Pacific Toledo LLC	Toledo	Volatile Organic Compounds	489	TON	2017NEI
Clatsop	ORDEQ	04-0004	Georgia-Pacific Consumer Operations LLC	Wauna Mill	Volatile Organic Compounds	459	TON	2017NEI
Klamath	ORDEQ	18-0013	Collins Products LLC	Collins Products LLC	Volatile Organic Compounds	362	TON	2017NEI
Multnomah	ORDEQ		Portland Intl Airport*	Portland Intl	Volatile Organic Compounds	338	TON	2017NEI
Linn	ORDEQ	22-3501	Cascade Pacific Pulp, LLC	Halsey Pulp Mill	Volatile Organic Compounds	269	TON	2017NEI
Josephine	ORDEQ	17-0046	MasterBrand Cabinets, Inc.	MasterBrand Cabinets, Inc.	Volatile Organic Compounds	239	TON	2017NEI
Jefferson	ORDEQ	16-0003	Bright Wood Corporation	Bright Wood Corporation	Volatile Organic Compounds	222	TON	2017NEI
Union	ORDEQ	31-0002	Woodgrain Millwork, Inc.	Woodgrain Millwork, Inc.	Volatile Organic Compounds	197	TON	2017NEI
					sum of top 10	4158	TON	



Title VI and alternative formats

DEQ does not discriminate on the basis of race, color, national origin, disability, age or sex in administration of its programs or activities.

Visit DEQ's [Civil Rights and Environmental Justice page](#).

[Español](#) | [한국어](#) | [繁體中文](#) | [Русский](#) | [Tiếng Việt](#) | [العربية](#)
Contact: 800-452-4011 | TTY: 711 | deqinfo@deq.state.or.us